



WINNTEC

HD-Series

Shop Equipment





Reaching new heights

Winntec (Est. 2002) is a manufacturer, esteemed developer and international supplier of high quality, efficient and reliable automotive workshop “essentials”, available in automotive and industrial markets in Europe, North America, Southern Africa and Pacific Asia. The ranges are “priced right” and backed up by outstanding customer service and support.

Whether you are a tire shop, an automotive workshop, body shop or car dealership, Winntec offers you solutions which are certified to the highest level of useful life (professional use and not occasional use) to ensure maximum value of your investment. All our products are consistently made of the best materials available and constructed and tested in accordance with the latest and most advanced techniques.

TURBO LIFT and **AUTO SHIFT** are just two of the amazing technologies that Winntec introduced during its first decade of existence. Both systems greatly reduce the risk of injury while dealing with heavy loads in and around the shop. In the years to come we will further intensify our focus on a safe workshop environment. We plan to bring you more innovative products in which ergonomics, ease of use and price remain in perfect balance.

FOR FURTHER INFORMATION AND CONTACT VISIT WINNTEC.NET



HD-Series



Heavy Duty Series



Y440102-Y440105



Main features

- Hook with bearing
- Dead-man control
- Swivel pump



Specifications		
	Folded	Extended
Length	480 mm	1560 mm
Width	465 mm	945 mm
Height	1475 mm	1470 mm
	1 T	
	90 kg	

Low entrance height



Y440102 Foldable Crane

Constructed from heavy gauge, welded square tubular steel. The 2-speed hydraulic pump with chromed ram rotates up to 135 degrees ensuring the optimal working position. Fine adjustment lowering handle with dead man's control prevents from rapid uncontrolled lowering of load. Nylon wheels avoid floor damage. The arm has 3 pre-set positions (1000/750/500 kg) for lifting. Easy to maneuver in open or closed position due to unique supporting wheels at the front of the base plate. Crane is packed in wooden box.

Y440105 Leveler

Engine leveler with a maximum capacity of 550 kg constructed from durable drop-forged steel for long-lasting dependability and performance. It features heat-treat chains that are fully adjustable with a threaded rod. Comes with two 100cm load chains.



Heavy Duty Series

Y444000-Y444100



Y444000

Main features

- Quick lock for fast assembly and disassembly
- Spring guards at hose end
- Thick walled extension tubes



Y444100







Collision Repair Sets

Both 4 T (Y444000) and 10 T (Y444100) include solid blow cases, chromed rams/pistons and safety valves to prevent from overloading. Their heavy gauge snap-together pipework and cast attachments are compatible with most leading brands of body repair equipment.

Supplied with the following parts:

Single Speed Hand Pump • Cylinder (100 mm stroke Y444000 - 150 mm stroke Y444100) • Hose • Ram Flat Base • Spreader • 100 mm Extension Tube • 150 mm Extension Tube • 300 mm Extension Tube • 400 mm Extension Tube • Tube Coupling • Ram Toe • Wedge Head • Serrated Saddle • Flex Head • Plunger Toe • 90 Degrees Wedge Head • Storage Case.

Specifications

 Y441000	10 T
 Y441000	31 kg
 Y444000	4 T
 Y444000	17 kg



Heavy Duty Series

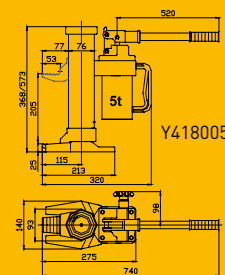
Y418005-Y418010-Y418025



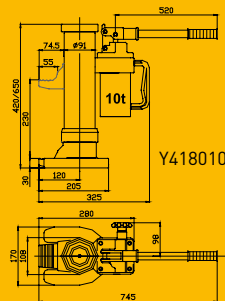
Main features

- Housing revolves 360°
- Operate vertically, horizontally and upside down

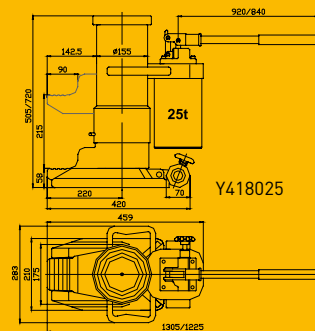
Huge power from top to toe!



Y418005



Y418010



Y418025

Toe Jacks

Toe jacks allow you to lift heavy machinery and equipment with a minimum of ground clearance. Since there are lifting points on both the toe and the top of the jack, they are the perfect complement to our range of HD bottle jacks.

All models are equipped with chromed rams/pistons and overload valves.

Model	Height (mm)	Width (mm)	Depth (mm)		
Y418005	368/573	320	140	5 T	26
Y418010	420/650	325	170	10 T	36
Y418025	505/720	420	283	25 T	109

In compliance with NEN-EN 1494:2001+A1:2008

**WINNTEC**



Heavy Duty Series

Y451300-Y451500-Y451000


High
stability



Y451300



Y451500



Y451000






Main features

- Dead-man control
- Wide base
- Fast approaching speed

High Lift Transmission Jacks

Their wide base provides superior stability under load. A highly efficient pump system ensures a fast and precise approach. For use in pits and underneath elevated vehicles. Suitable for installing and dismantling gearboxes, motors & couplings.

Model	Min H. (mm)	Lifting H. (mm)	Max H. (mm)	Width (mm)	Width (mm)		
Y451300	1135	66.6	1945	520	520	300 kg	30
Y451500	1135	150	1945	580	580	500 kg	32
Y451000	1150	150	1960	580	580	1000 kg	46

In compliance with NEN-EN 1494:2001+A1:2008 



Heavy Duty Series

Y471150-Y478202-Y471120-Y471130



Y471150



Y478202



Y471120

Y471130

conquer
any
bead!



Y471150 Air Hydraulic Pump 1600 cc

For use with a variety of rams, presses and hydraulic tools operating up to 700bar/10.000 psi. Air exhaust muffler for quiet operation. Aluminum housing. Two stage release mechanism; pump, hold or release with pedal control. Air inlet 1/4, outlet 3/8. Working pressure 6-10 bar.

Y478202 Hose Assembly

Compatible with Y471150 and Winntec Bead Breaker models Y471120 and Y471130.

Y471120 Hydraulic Combi Bead Breaker

Designed to work on all single, two and three pieces 2-5-10 hole budd, 7.50x16s and all tubeless tire/rims. Includes 3 claws. Working range up to 120mm. Self retracting. Durable anti-corrosive finish.

Y471130 Earthmover Bead Breaker

Designed for use on 5 piece 25" to 51" with pry bar/bead loosening pockets. Working range 110mm. 10 T capacity.



Heavy Duty Series


Y4781106-Y4781107-Y4781155



Y4781106



Y4781107



Y4781155

Y4781106 10T Single Acting Cylinder 89-115mm

Y4781107 10T Single Acting Cylinder 42-52mm

High strength alloy steel for maximum safety and durability. Collar thread on high model enables easy fixture. Unique heavy duty spring provides fast piston return. Industrial 3/8-18NPT connections.

In compliance with NEN-EN 1494:2001+A1:2008

Y4781155 Single Acting 2-Speed 900 cc 70 Mpa

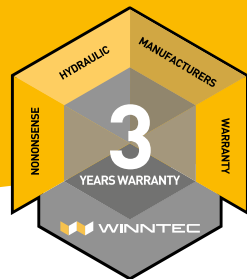
Light weight, high flow industrial pump with baked enamel finish to increase corrosion resistance. The compact design ensures efficient storage and transportation. Less handle effort to minimize operator's fatigue. Internal pressure relief valve prevents from overload situation. Industrial 3/8-18NPT outlet.

In compliance with NEN-EN 1494:2001+A1:2008



Heavy Duty Series

Y471180



Main features

- All-in-one solution
- Foot operated
- Metal case



Y471180



*Guarantee
your
safety!*



Wheel Removal kit

This kit eliminates one of the most dangerous jobs within the tire service industry: WHEEL REMOVAL! Alloy and light steel wheels are often frozen (glued) to the vehicle.

This ready-to-use kit includes a case, cylinder, pump, hose and a variation of adaptors to be installed depending on the space between the wheel and the chassis of the vehicle. With 10 Ton of hydraulic power and manual control of the foot pump, it becomes a safe and quick job to press the oxidized wheel from the vehicle.


Specifications

Height = 150 mm*


Width = 480 mm*

Depth = 235 mm*

 10 T

 15 kg


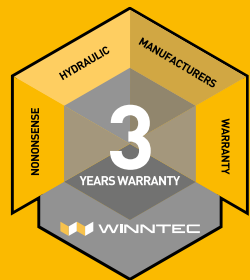
* Case Dimensions

In compliance with NEN-EN 1494:2001+A1:2008 



Heavy Duty Series

Y454000-Y450101



Specifications

	10 T
	15 kg

Main features

- Two-position lift pad
- High-strength frame work
- 2-speed

Y454000 Fork Lift Tractor Jack

Winntec forklift jack with dual lifting points (4/5T), double speed function without load, chromed ram and chromed pump piston. Lower, extended arm is only 65mm for easy access under forklift trucks. The upright piston at 416mm is ideal for lifting tractors and farm machinery. Hydraulic lift 355mm on forklift arm and 350mm on upright piston. Special designed hydraulic pump with Japanese seal kits and overload valve. Removable handle and compact size.

In compliance with NEN-EN 1494:2001+A1:2008



Specifications

Height = 900 mm

Width = 780 mm

Length = 820 mm

400 kg

24 kg

Main features

- "L" shape base for stability
- Fully adjustable 360° support



Y450101 Engine Stand

A timesaver for passenger car and light truck engine rebuilding or repair. Four adjustable attachment arms make engine mounting fast and easy. Engine can be rotated a full 360° with a turn of the handle, a locking pin secures the work in any of the 8 positions. The leg design prevents the stand from tipping over while holding the engine block. The front swivel castor allows proper positioning.

In compliance with NEN-EN 1494:2001+A1:2008



Heavy Duty Series

Y461515-Y461530-Y461550



Main features

- Y461515: Bench model - single speed hand pump
- Y461530: 2-speed (fast approach) hand pump
- Y461550: Movable cylinder, pneumatic and manual operated pump, winch operated work bench



Y461550



Y461530



Y461515






Made
in EU

Industrial Presses

This new range of presses have compact and functional designs that integrate gauge and other crucial hydraulic components within the frame. This ensures protection of all parts during usage and transport. Supplied fully assembled and ready to use.

Including 2 V-blocks with patented guiding system for easy and secure positioning. Equipped with an extension screw for fine adjustment and removable work bench tray. For any model Winntec offers a wide range of accessories.

Model	Height (mm)	Depth (mm)	Width (mm)		
Y461515	800	350	550	15 T	48
Y461530	1850	488	670	30 T	112
Y461550	1900	490	890	50 T	191

In compliance with NEN-EN 1494:2001+A1:2008 



MD-Series

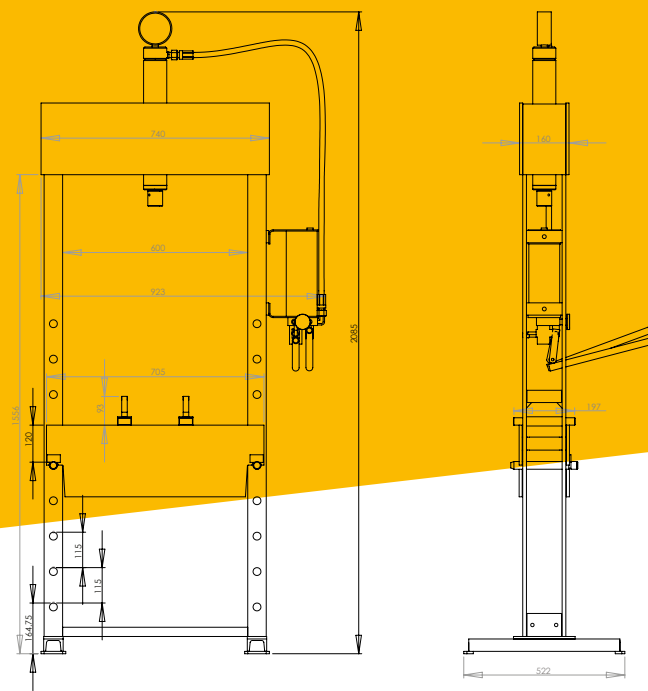
Y461501

Great deal!



Main features

- Welded frame
- 2-speed pump
- Adjustable table (9 positions)





Allround Workshop Press

This medium duty press with welded frame (not bolted together) is suitable for standard daily pressing and crimping jobs in the shop. Its 2-speed pump ensures speed and precision.


The press is being delivered in a wooden crate and is completed with two arbor plates.

Specifications

Width	740 mm
Depth	522 mm
Height	2085 mm
 15 T	15 T
 131 kg	131 kg



Uplifting Quality & Service!



Digital load test

We  **Jacks**
Lifting devices sold since 2002

In compliance with NEN-EN 1494:2001+A1:2008 **CE**