



PRODUCT CATALOGUE

machinery specialists since 1968



HEATING & FANS
GENERATORS
PRESSURE WASHERS
WATER PUMPS



PROUD PRODUCT
SPONSOR

PRODUCT INDEX

HEATERS, VENTILATORS, FANS & VACUUM CLEANERS

	Item No:	Page
ELECTRIC HEATERS	SIP 37E Infrared Heater	09222 4
	SIP 47E Infrared Heater	09224 4
	SIP Turbopan 2000	09125 5
	SIP Turbopan 3000	09160 5
	SIP Turbopan 5000 - 3 Phase	09220 6
	SIP Turbopan 9000 - 3 Phase	09293 6
	SIP Turbopan 15000 - 3 Phase	09298 6
	SIP 74XRDT Infrared Diesel/Paraffin	09311 7
	SIP 1822 Infrared Diesel/Paraffin	09312 7
	SIP 1830 Infrared Diesel/Paraffin	09296 8
DIESEL/PARAFFIN INFRARED HEATERS	SIP 1850 Infrared Diesel/Paraffin	09156 8
	SIP 50XD Diesel/Paraffin	09560 9
	SIP 75XD Diesel/Paraffin	09562 9
	SIP 100XD Diesel/Paraffin	09564 9
	SIP 125XD Diesel/Paraffin	09566 9
	SIP 175XD Diesel/Paraffin	09568 9
	SIP 215XD Diesel/Paraffin	09570 9
	SIP XID100SS Diesel/Paraffin	09297 10
	SIP P660S Diesel/Paraffin	09041 11
	SIP P1280S Diesel/Paraffin	09043 11
DIESEL/PARAFFIN ELECTRIC HEATERS	SIP P1645S Diesel/Paraffin	09047 11
	SIP 342 Propane	09287 12
	SIP 512 Propane	09288 12
	SIP 1030 Propane	09289 12
	SIP 1706 Propane	09291 12
	SIP 365 Propane	09281 13
	SIP 653 Propane	09282 13
	SIP 1070 Propane	09283 13
	SIP 1600 Propane	09284 13
	SIP 1071DV Propane	09274 14
PROANE ELECTRIC HEATERS	SIP 1602DV Propane	09275 14
	SIP 2261DV Propane	09276 14
	SIP 2901DV Propane	09277 14
	SIP 3711DV Propane	09278 14
	SIP 10" Ventilator	05618 15
	SIP 12" Ventilator	05619 15
	SIP 10" Ventilator Ducting	05618 15
	SIP 12" Ventilator Ducting	05619 15
	SIP 18" Floor Standing Fan	05615 16
	SIP 20" Floor Standing Fan	05613 16
VENTILATORS & FANS	SIP 24" Drum Fan	05616 16
	SIP 30" Drum Fan	05617 16
	SIP 30" Drum Fan - 110 V	05625 16
	SIP 36" Drum Fan	05622 16
	SIP 1400/20 Wet & Dry Vacuum Cleaner	07907 17
	SIP 1400/35 Wet & Dry Vacuum Cleaner	07913 17
	SIP 20 Litre 1400 Valeting Machine	07916 17
VACUUM CLEANERS & VALETING MACHINE		

POWER GENERATORS

INVERTER GENERATORS	SIP Medusa Ti-1002 Inverter Generator	03951 18
	SIP Medusa Ti-2002 Inverter Generator	03953 18
	SIP Medusa T951 Compact Generator	03920 19
	SIP Medusa T1101 Compact Generator	03955 19
	SIP Medusa T2401 Generator	03921 20
	SIP Medusa T3001 Generator	03962 20
	SIP Medusa T3801 Generator	03957 21
	SIP Medusa T5501 Generator	03958 21
	SIP Medusa MGKP2.5F KOHLER® Generator	04353 22
	SIP Medusa MGKP3.5F KOHLER® Generator	04340 22
COMPACT GENERATORS	SIP Medusa MGKP4F KOHLER® Generator	04341 22
	SIP Medusa MGKP7F KOHLER® Generator	04355 22
	SIP Medusa MGKP7FE KOHLER® Generator	04356 22
	SIP Medusa MGKP4FLR KOHLER® Generator	04344 23
	SIP Medusa MGKP7FLR KOHLER® Generator	04347 23
	SIP Medusa MGKP7FLR KOHLER® Generator	04357 23
	SIP Medusa MGHP2.5F HONDA™ Generator	04535 24
	SIP Medusa MGHP3.5F HONDA™ Generator	04462 24
	SIP Medusa MGHP4.5F HONDA™ Generator	04461 24
	SIP Medusa MGHP6F HONDA™ Generator	04718 24
LONG RANGE GENERATORS	SIP Medusa MGHP6FE HONDA™ Generator	04720 24
	SIP Medusa MGHP2.5FLR HONDA™ Generator	04466 25
	SIP Medusa MGHP3.5FLR HONDA™ Generator	04468 25
	SIP Medusa MGHP4.5FLR HONDA™ Generator	04470 25
	SIP Medusa MGHP6FLR HONDA™ Generator	04476 25
	SIP Medusa MGHP6FLR HONDA™ Generator	04476 25
	SIP Medusa MGHP6FLR HONDA™ Generator	04476 25
	SIP Medusa MGHP6FLR HONDA™ Generator	04476 25
	SIP Medusa MGHP6FLR HONDA™ Generator	04476 25
	SIP Medusa MGHP6FLR HONDA™ Generator	04476 25
LONG RANGE GENERATORS		

PRESSURE WASHERS & PUMPS

	Item No:	Page
ELECTRIC PRESSURE WASHERS	SIP T360/130	08900 26
	SIP T420/180	08910 26
	SIP T480/150-S	08904 27
	SIP T480/130-S	08932 27
	SIP P480/140-S	08933 28
	SIP P540/150-S	08934 28
	SIP P700/120	08936 28
	SIP PW540/155 Wall Mounted / Portable	08909 29
	SIP HDP660/120-02	08961 29
	SIP PH540/150 Hot Water	08954 30
ELECTRIC HOT WATER PRESSURE WASHERS	SIP PH600/140 Hot Water	08941 31
	SIP PH600/140 T4 Hot Water	08956 31
	SIP PH720/100 Hot Water	08958 32
	SIP PP480/160 Bowser	08916 33
	SIP TP420/130	08912 34
	SIP TP550/206	08918 34
	SIP TP650/175	08923 35
	SIP TP760/190	08925 35
	SIP TP1020/250	08930 35
	SIP PP570/150WM KOHLER®	08442 36
KOHLER® PETROL ENGINE PRESSURE WASHERS	SIP PP660/165WM KOHLER®	08446 36
	SIP PP760/190WM KOHLER®	08443 36
	SIP PP960/210WM KOHLER®	08448 37
	SIP PP960/280WM KOHLER®	08450 37
	SIP TPHGP570/150 HONDA™	08642 38
	SIP TPHGP660/165 HONDA™	08646 38
	SIP TPHGP760/190 HONDA™	08643 38
	SIP PP660/165 HONDA™	08946 39
	SIP PP760/190 HONDA™	08943 39
	SIP PP960/210 HONDA™	08948 39
HONDA™ PETROL ENGINE PRESSURE WASHERS	SIP PP960/280 HONDA™	08950 39
	SIP TPG680/210	08926 40
	SIP TPG680/210 Diesel	08928 40
	SIP PPG960/210 HONDA™	08947 41
	SIP PPG1002/250 HONDA™	08952 41
GEARBOX DRIVEN PUMP PRESSURE WASHERS		

WATER PUMPS & FUEL TRANSFER PUMP

ELECTRIC SUBMERSIBLE WATER PUMPS	SIP SUB 1040-FS Water Pump	06863 42
	SIP SUB 1075-FS Dirty Water Pump	06867 42
	SIP SUB 1100-SS Dirty Water Pump	06869 42
	SIP SUB 2012-FS Dirty Water Pump	06817 43
	SIP SUB 2020-SS Dirty Water Pump	06819 43
	SIP EP2M Electric Surface Water Pump	07614 44
	SIP 2" Petrol Powered Surface Water Pump	03933 44
	SIP 3" Petrol Powered Surface Water Pump	04919 44
	SIP 3" Diesel Powered Surface Water Pump	04939 45
	SIP 12 V Diesel Transfer Pump	06801 45
SURFACE WATER PUMPS	SIP 24 V Diesel Transfer Pump	06803 45
DIESEL TRANSFER PUMP		

ACCESSORIES

Generator Accessories	-	46
Pressure Washer Accessories	-	47
Water Pump Accessories	-	48



BLOODHOUND SSC

ENGINEERING ADVENTURE



SIP Industrial Products are incredibly proud to provide multiple product sponsorship for the Bloodhound SSC project, a British-based supersonic car aiming to smash the land speed record in pursuit of 1000mph, with trials already underway. SIP are fully behind this inspiring event. For more information, visit sip-group.com

PROUD PRODUCT SPONSOR

WE ARE SIP

SIP Industrial Products...

***Providing our customers with expertise,
quality and choice since 1968***

SIP Industrial Products have become a flagship supplier of high quality equipment and machinery for a range of different industries, and even though we're 50 years old, it's a value we have upheld since day one. With that in mind, SIP are proud to supply and service the ever-growing industries of engineering, construction, automotive, and agricultural marketplaces, just to name a few.

While we may have made our name for being renowned specialist in welding, metalworking, and compressed air products, it is perhaps our broader power ranges that comprise most of the complete SIP collection. The range consists of a large range of equipment that cover all applications, and includes, but is not limited to, heating, fans and ventilation, generator, pressure washers, and water pumping solutions. It is constantly being upgraded and refined to ensure that whatever the task at hand is, SIP have a product that can complete it to the highest possible standard.

The power generation side of this catalogue covers all possible uses, whether for amateur home users or large scale power requirements, from small portable inverter generator suitable for mobile use, events, maintenance, roadside recovery etc., to industrial-grade long-range Medusa generators. The pressure washing collection features petrol, diesel, and electric models with varying specifications so our customers can surely pick the one that is right for them.

We are dedicated to making sure you get the right product model for the task at hand, and we will do everything we can to assist you in making the right decision. All this is backed up by our world-class service and engineering technicians at our headquarters near Loughborough, Leicestershire.

Reliable equipment, value, and choice make SIP Industrial Products the machinery specialists today, just as it was 50 years ago.



1968

SIP Incorporated started selling abrasive discs, cutting blades and metal cutting machines

1976

ARC/MMA production set up in UK and spot welder range launched



1981

SIP established as market leaders in portable ARC/MMA welders

1985

Pioneering portable MIG welder range introduced

1989

Full range of Air Tools launched

1991

Launch of Woodworking range

1992

Launch of Pressure Washer range

1968

1972

Introduced pioneering air cooled ARC/MMA welders introduced into the range

1979

Full range of wheel mounted MIG welders launched

1980



Success leads to new premises located near M1 motorway

1988

20 YEARS of success celebrated

SIP INDUSTRIAL PRODUCTS LIMITED

SIP began life as a small operation selling cut industrial abrasives, circular metal cutting saws and blades to a handful of distributors from two very small units on Radnor Road, Wigston, in the heart of Leicester.

This operation grew and cemented SIP as a respected local firm, and fuelled a period of expansion, which, in turn, allowed SIP to fill empty gaps in the market and give customers everything that they needed.

This is showcased through bringing in outside ARC/MMA welders in to our full range in 1972 - just 4 years into trading. This made the remainder of the 70s very prosperous, and saw the launch of an in-house production of ARC/MMA welders and a new range of wheel-mounted MIG welders. SIP were launching new welders and equipment whilst always at the forefront of technology, and soon added air direct and belt-drive air compressors to their collection in 1977.

The SIP range of ARC/MMA welders established SIP as market leaders and in 1981 - shortly after moving into a new purpose built 65,000ft² plant in Shepshed, Leicestershire, just off J23 of the M1. The company as a whole had become a flagship firm, the go-to for good quality craftsmanship and engineering, and a respected name among merchants, distributors and tradesmen alike.

As well as supplying customers across the UK, SIP soon opened their dedicated department for Export, supplying to the likes of Australia and the U.S. by the end of the 1980s, and into 20 countries worldwide by 1996. During this time,

SIP had expanded their stock range and by the early 1990s, air tools, woodworking machinery and pressure washers had all been added. A further extension in 1994 to their headquarters in Leicestershire meant SIP could grow the business further.

By the turn of the millennium, SIP were already 32 years old, but the next years would prove instrumental to the success of SIP. That very same year, SIP sold their landmark 250,000th welder, and just three years of hard work later, SIP had doubled their customer base.

All this experience sees SIP still at the pinnacle of technology and engineering, and continuing to provide user-friendly, top quality products and an efficient, straightforward after-sales support service. Recent years have included an entire new range of air compressors - the largest in the UK - with a full range of 10,000 spare parts to service and support these and everything else that we stock.

After 50 years, SIP, have not slowed down. This year sees the roll-out of dedicated service vehicles, so we are able to come and visit

the customer on-site to make sure your SIP equipment is performing as it did when it left the factory. It's also seen the launch of SIP's 1000th product!

Continuing on this growth path, SIP will have sold in excess of 5,000,000 products by the end of 2018.

A lot has changed since 1968. Something that has stayed exactly the same is the SIP commitment to manufacturing and supplying machinery and equipment, from welders to lights to booster packs, to people around the UK and worldwide. SIP still take the utmost care and are constantly striving to provide quality, value and choice.

SIP Industrial Products - 50 years and counting!

SIP TIME-LINE

1997

Production of engine driven generators expanded

2002

Woodworking range increased

2003

SIP doubles its number of customers

2010

New advanced range of ProTech Inverter welders launched with extended warranty

2014

Over 10,000 spare parts in stock to serve the range

2018

SIP will have sold in excess of
5,000,000
products in its history



2018.....

1996

SIP sell to over 20 countries worldwide

2000

250,000th welder sold

2009

NEW complete range of air compressors launched - Largest in UK

2013

Launched SIP website and social media

2017

Product sponsorship for THE BLOODHOUND Project, 1000mph speed record attempt

1998

30 YEARS of success celebrated

2008

40 YEARS of success celebrated

2016

1000th SIP product launched. Service vans added for on-site servicing



ELECTRIC HEATERS

SIP 37E Infrared Heater ITEM NO: 09222

An electric ceramic heater designed for minimal disturbance when in operation. It's also a cleaner source of heating than other units available on the market.

Key Features:

- Infrared heats objects rather than air
- 2x ceramic elements
- 2 heat setting
- Remote control
- Digital display
- Anti-tilt safety switch
- Completely fanless electric heater
- Compact and portable heater design



MODEL	SIP 37E INFRARED
PRODUCT CODE	09193
Input Supply	230 V (13 A)
Maximum Heat Output	9,600 BTU/hr (2.8 kW)
Number of Heat Settings	2
Setting 1	4,781 BTU/hr (1.4 kW)
Setting 2	9,600 BTU/hr (2.8 kW)
Tilt Adjustment	✓
Protection	IP23
Weight	6.6 kg
Packaged Dimensions	430 x 210 x 480 mm
Barcode Number	5012713091935

SPECIFICATIONS

**2.8 kW
HEAT OUTPUT**



SIP 47E Infrared Heater ITEM NO: 09224

The SIP 47 Infrared Heater is an electric quartz heater designed for minimal disturbance when in operation. It's also a cleaner source of heating than others units available on the market.

Key Features:

- Infrared heats objects rather than air
- 2x Quartz element
- 2 heat settings
- Cleaner source of heating than others
- Remote control
- Digital display
- Anti-tilt safety switch
- Mounted on heavy-duty castors



MODEL	SIP 47E INFRARED
PRODUCT CODE	09195
Input Supply	230 V (13 A)
Maximum Heat Output	10,200 BTU/hr (3 kW)
Number of Heat Settings	2
Setting 1	5,122 BTU/hr (1.5 kW)
Setting 2	10,200 BTU/hr (3 kW)
Tilt Adjustment	✓
Protection	IP23
Weight	18 kg
Packaged Dimensions	640 x 590 x 340 mm
Barcode Number	5012713091959

SPECIFICATIONS

**3 kW
HEAT OUTPUT**



ELECTRIC FAN HEATERS

SIP Turbofan 2000 ITEM NO: 09128

A compact and lightweight electric fan heater that is ideal for smaller domestic and trade applications. It features a heavy-duty painted finish and multiple heat settings.

Key Features:

- Thermostatically controlled
- PTC element (Positive Thermal Coefficient)
- Heavy-duty powder-coated finish
- Integrated legs and carry handle
- Compact and lightweight design



MODEL	SIP TURBOFAN 2000
PRODUCT CODE	09128
Input Supply	230 V (13 A)
Maximum Heat Output	6,820 BTU/hr (2 kW)
Number of Heat Settings	3
Setting 1	25 W (Fan)
Setting 2	1000 W
Setting 3	2000 W
Protection	IP20
Weight	1.7 kg
Packaged Dimensions	225 x 220 x 160 mm
Barcode Number	5012713091287

SPECIFICATIONS



2 kW
HEAT OUTPUT

SIP Turbofan 3000 ITEM NO: 09160

A highly portable electric fan heater. Perfect for small garages, workshops, offices and domestic use.

Key Features:

- Thermostatically controlled
- Heavy-duty powder-coated finish
- Integrated legs and carry handle
- Compact and lightweight design
- Suitable as a conventional fan



MODEL	SIP TURBOFAN 3000
PRODUCT CODE	09160
Input Supply	230 V (13 A)
Maximum Heat Output	10,200 BTU/hr (3 kW)
Number of Heat Settings	2
Setting 1	30 W (Fan)
Setting 2	3000 W
Protection	IPX4
Weight	5.2 kg
Packaged Dimensions	340 x 260 x 260 mm
Barcode Number	501271309160

SPECIFICATIONS



3 kW
HEAT OUTPUT

ELECTRIC FAN HEATERS

SIP Turbofan 5000 ITEM NO: 09220

A compact and lightweight electric fan heater that is ideal for smaller domestic and trade applications. It features a heavy-duty painted finish and multiple heat settings.

Key Features:

- Thermostatically controlled
- PTC element (Positive Thermal Coefficient)
- Heavy-duty powder-coated finish
- Integrated legs and carry handle
- Compact and lightweight design



MODEL	SIP TURBOFAN 5000
PRODUCT CODE	09220
Input Supply	400 V (16 A), 3 Phase
Maximum Heat Output	17,064 BTU/hr (5 kW)
Number of Heat Settings	3
Setting 1	Fan
Setting 2	3300 W
Setting 3	5000 W
Protection	IPX0
Weight	4.3 kg
Packaged Dimensions	225 x 220 x 160 mm
Barcode Number	5012713092208

SPECIFICATIONS



5 kW
HEAT OUTPUT



SIP Turbofan 9000 ITEM NO: 09293

A highly portable electric fan heater. Perfect for small garages, workshops, offices and domestic use.

Key Features:

- Thermostatically controlled
- Lightweight only 5.2 kg
- Turbofan design
- Suitable as a conventional fan



MODEL	SIP TURBOFAN 9000
PRODUCT CODE	09293
Input Supply	400 V (16 A), 3 Phase
Maximum Heat Output	30,706 BTU/hr (9 kW)
Number of Heat Settings	3
Setting 1	52 W (Fan)
Setting 2	4500 W
Setting 3	9000 W
Protection	IPX4
Weight	13 kg
Packaged Dimensions	470 x 340 x 410 mm
Barcode Number	5012713092932

SPECIFICATIONS



9 kW
HEAT OUTPUT



SIP Turbofan 15000 ITEM NO: 09298

The Turbofan 15000 is a free standing lightweight electric fan heater that is ideal for domestic and trade applications. It features a heavy-duty painted finish and multiple heat settings.

Key Features:

- Thermostatically-controlled unit
- Traditional heating element
- Heavy-duty powder-coated finish
- Turbofan design
- Integrated legs and carry handle
- Can be used as conventional fan



MODEL	SIP TURBOFAN 15000
PRODUCT CODE	09298
Input Supply	400 V (16 A), 3 Phase
Maximum Heat Output	51,193 BTU/hr (15 kW)
Number of Heat Settings	4
Setting 1	Fan
Setting 2	5000 W
Setting 3	10000 W
Setting 4	15000 W
Protection	IPX4
Weight	13.8 kg
Packaged Dimensions	420 x 70 x 560 mm
Barcode Number	5012713092987

SPECIFICATIONS



15 kW
HEAT OUTPUT



DIESEL/PARAFFIN HEATERS

SIP 74XRDT Infrared Diesel/Paraffin ITEM NO: 09311

Boasts over 20kW of power, and it's thermostatic controls mean more flexibility and other models.

Key Features:

- Heavy-duty painted finish for durability
- Compact and durable 12 litre fuel tank
- Timed cooling of the combustion chamber
- Low consumption and efficient fuel usage
- Heater is thermostatically-controlled



Easy-to-use LED temperature display panel



**20 kW
HEAT OUTPUT**



**DIESEL
POWERED**



SPECIFICATIONS

MODEL	SIP 74XRDT
PRODUCT CODE	09311
Input Supply	230 V (13 A)
Maximum Heat Output	70,000 BTU/hr (20 kW)
Average Fuel Consumption	1.4 Ltr/hr
Fuel Tank Capacity	12 Litres
Weight	16 kg
Packaged Dimensions	560 x 330 x 560 mm
Barcode Number	5012713093113

SIP 1822 Infrared Diesel/Paraffin ITEM NO: 09312

The SIP 1822 Heater is an infrared diesel and paraffin heater. It has an adjustable head for directing heat, plus a durable and rugged external steel casing for thermal and acoustic insulation.

Key Features:

- 40 litre steel-constructed fuel tank
- Heavy-duty casing and rugged construction
- Timed ventilation cools combustion chamber
- Adjustable, flexible head for directing heat
- Infrared heats objects rather than air



**40 kW
HEAT OUTPUT**



**DIESEL
POWERED**



SPECIFICATIONS

MODEL	SIP 1822 INFRARED
PRODUCT CODE	09312
Input Supply	230 V (13 A)
Maximum Heat Output	100,000 BTU/hr (35 kW)
Average Fuel Consumption	2.6 Ltr/hr
Fuel Tank Capacity	40 Litres
Wheel Mounted	✓
Weight	42 kg
Packaged Dimensions	630 x 730 x 860 mm
Barcode Number	5012713093120

DIESEL/PARAFFIN HEATERS

SIP 1830 Infrared Diesel/Paraffin ITEM NO: 09296

The SIP 1830 Heater is an infrared diesel and paraffin heater. It has an adjustable head for directing heat, plus an external double sheet steel case for thermal and acoustic insulation.

Key Features:

- 43 litre shockproof polythene fuel tank
- Ultra heavy-duty casing and construction
- Timed ventilation cools combustion chamber
- Adjustable flexible head for directing heat
- Infrared heats objects rather than air
- Stainless steel combustion chamber
- Electronic flame control
- Geared fuel pump


**2 YEAR
WARRANTY**
**DIESEL
POWERED**

**25.8 kW
HEAT OUTPUT**

MODEL	SIP 1830 INFRARED
PRODUCT CODE	09296
Input Supply	230 V (13 A)
Maximum Heat Output	88,294 BTU/hr (25.8 kW)
Average Fuel Consumption	2.04 kg/hr
Fuel Tank Capacity	43 Litres
Wheel Mounted	✓
Weight	42 kg
Packaged Dimensions	740 x 570 x 705 mm
Barcode Number	5012713092963

SPECIFICATIONS

SIP 1850 Infrared Diesel/Paraffin ITEM NO: 09156

An infrared diesel and paraffin heater which has an adjustable head for directing heat, plus an external double sheet steel case for thermal and acoustic insulation.

Key Features:

- Ultra heavy-duty casing and construction
- Timed ventilation cools combustion chamber
- Adjustable flexible head for directing heat
- Infrared heats objects rather than air


 INTEGRATED HEAT DEFLECTOR
protects flooring

**2 YEAR
WARRANTY**
**45.5 kW
HEAT OUTPUT**


MODEL	SIP 1850 INFRARED
PRODUCT CODE	09156
Input Supply	230 V (13 A)
Maximum Heat Output	155,737 BTU/hr (45.5 kW)
Average Fuel Consumption	3.6 kg/hr
Fuel Tank Capacity	65 Litres
Wheel Mounted	✓
Weight	73 kg
Packaged Dimensions	1027 x 705 x 1036 mm
Barcode Number	5012713091560

SPECIFICATIONS

DIESEL/PARAFFIN HEATERS

- SIP 50XD Diesel/Paraffin** ITEM NO: 09560
SIP 75XD Diesel/Paraffin ITEM NO: 09562
SIP 100XD Diesel/Paraffin ITEM NO: 09564
SIP 125XD Diesel/Paraffin ITEM NO: 09566
SIP 175XD Diesel/Paraffin ITEM NO: 09568
SIP 215XD Diesel/Paraffin ITEM NO: 09570

Our extensive collection of Diesel, Paraffin & Kerosene Space Heaters are ideal for heating smaller trade spaces such as garages or workshops. Choose from our trade heaters which boasts a heavy-duty powder-coated finish.

All heaters in this collection are built for rugged and prolonged heavy-duty performance, and to keep a high degree of efficiency and long service life.

Key Features:

- Steel fuel tanks
- Built-in diesel burner
- Electronic flame control
- Reliable heavy-duty air pump design



BUILT-IN THERMOSTAT WITH DIGITAL TEMPERATURE READ-OUT
(on items: 09562, 09564, 09566, 09568 & 09570)



EASY-TO-READ FUEL GAUGE
(on items: 09562, 09564, 09566, 09568 & 09570)



09570 ▶



09560



09562



09566



WHEEL KIT (ITEM: 09563)
for use with SIP 75XD heater



MODEL	SIP 50XD	SIP 75XD	SIP 100XD	SIP 125XD	SIP 175XD	SIP 215XD
PRODUCT CODE	09560	09562	09564	09566	09568	09570
Input Supply	230 V (13 A)	230 V (13 A)	230 V (13 A)	230 V (13 A)	230 V (13 A)	230 V (13 A)
Maximum Heat Output	50,000 BTU/hr (14.7 kW)	75,000 BTU/hr (22 kW)	100,000 BTU/hr (29.3 kW)	125,000 BTU/hr (36.6 kW)	175,000 BTU/hr (51.3 kW)	215,000 BTU/hr (63 kW)
Approx. Heating Area	350 m ³ (12,360 cu.ft)	530 m ³ (18,717 cu.ft)	700 m ³ (24,720 cu.ft)	900 m ³ (31,783 cu.ft)	1230 m ³ (43,457 cu.ft)	1500 m ³ (52,972 cu.ft)
Average Fuel Consumption	1.5 Ltr/hr	2 Ltr/hr	2.8 Ltr/hr	4 Ltr/hr	5 Ltr/hr	6.5 Ltr/hr
Fuel Tank Capacity	20 Litres	40 Litres	40 Litres	40 Litres	50 Litres	50 Litres
Fuel Tank Construction	Steel	Steel	Steel	Steel	Steel	Steel
Heater Finish	Powder-Coated	Powder-Coated	Powder-Coated	Powder-Coated	Powder-Coated	Powder-Coated
Wheel Mounted	✗	✗	✓	✓	✓	✓
Weight	17.7 kg	16.5 kg	24 kg	26.8 kg	31 kg	33 kg
Packaged Dimensions	405 x 330 x 790 mm	405 x 330 x 790 mm	565 x 380 x 890 mm	565 x 380 x 890 mm	565 x 435 x 1035 mm	565 x 435 x 1035 mm
Barcode Number	5012713095605	5012713095929	5012713095643	5012713095667	5012713095681	5012713095704

SPECIFICATIONS

DIESEL/PARAFFIN HEATERS

SIP XID1000SS Diesel/Paraffin ITEM NO: 09297

A powerful space heater - ideal for heating factories, warehouses, garages, farm buildings and workshops. Can be used with diesel, paraffin or kerosene without setting adjustments.

Key Features:

- Indirect combustion space heater
- Built-in diesel burner
- Stainless steel combustion chamber
- Automatic post ventilation cooling
- Electronic control panel
- Extra thick stainless steel casing for prolonged life
- External fuel filter means less downtime
- Tough hydrocarbon, cold temperature resistant, shockproof polythene fuel tank
- High efficiency combustion



Don't forget
FUEL CAN & SPOUT
See page 47

**2 YEAR
WARRANTY**



**DIESEL
POWERED**

**MADE IN
ITALY**

**STAINLESS
STEEL
CASING**

**230 V
SUPPLY**

MODEL	SIP XID1000SS
PRODUCT CODE	09297
Input Supply	230 V (13 A)
Maximum Heat Output	115,803 BTU/hr (34.1 kW)
Approx. Heating Area	850 m ² (30,001 cu.ft)
Average Fuel Consumption	2.7 kg/hr
Fuel Tank Capacity	42 Litres
Fuel Tank Construction	Composite
Heater Finish	Stainless Steel
Wheel Mounted	✓
Weight	55 kg
Packaged Dimensions	1175 x 400 x 605 mm
Barcode Number	5012713092970

SPECIFICATIONS

DIESEL/PARAFFIN HEATERS

SIP P660S Diesel/Paraffin ITEM NO: 09041

SIP P1280S Diesel/Paraffin ITEM NO: 09043

SIP P1645S Diesel/Paraffin ITEM NO: 09047

Powerful space heaters ideal for heating factories, warehouses, garages, farm buildings and workshops. Can be used with diesel, paraffin or kerosene without setting adjustments.

Key Features:

- Designed to be one of the most reliable heaters on the market
- Extra thick stainless steel casing for prolonged life
- Combustion chamber manufactured from AISI 430 stainless steel with aluminised steel heat exchangers for better cooling
- External fuel filter means less downtime
- Tough hydrocarbon, cold temperature resistant, shockproof polythene fuel tank
- Danfoss fuel pump system



AUTOMATIC CONTROL PANEL
for ease-of-use



09041



09043



09047



WHEEL KIT (ITEM: 09001)
for use with SIP 660S heater
Barcode No: 5012713090013



THERMOSTAT (ITEM: 09034)
(for use with SIP 2901DV propane heater)
Barcode No: 5012713090341

**2 YEAR
WARRANTY**

Danfoss

FUEL PUMP INSTALLED



**DIESEL
POWERED**

**MADE IN
ITALY**

**STAINLESS
STEEL
CASING**

**230 V
SUPPLY**

MODEL	SIP P660S	SIP P1280S	SIP P1645S
PRODUCT CODE	09041	09043	09047
Input Supply	230 V (13 A)	230 V (13 A)	230 V (13 A)
Maximum Heat Output	73,110 BTU/hr (21.4 kW)	131,512 BTU/hr (38.5 kW)	164,850 BTU/hr (49 kW)
Approx. Heating Area	461 m ³ (16,400 cu.ft)	900 m ³ (31,143 cu.ft)	1154 m ³ (41,214 cu.ft)
Average Fuel Consumption	2.1 Ltr/hr	3.81 Ltr/hr	4.81 Ltr/hr
Fuel Tank Capacity	17 Litres	42 Litres	42 Litres
Fuel Tank Construction	Composite	Composite	Composite
Heater Finish	Stainless Steel	Stainless Steel	Stainless Steel
Wheel Mounted	✗	✓	✓
Weight	20 kg	30 kg	39 kg
Packaged Dimensions	445 x 300 x 740 mm	520 x 400 x 1030 mm	560 x 400 x 1030 mm
Barcode Number	5012713090419	5012713090433	5012713090471

SPECIFICATIONS

PROPANE HEATERS

SIP 342 Propane ITEM NO: 09287

SIP 512 Propane ITEM NO: 09288

SIP 1030 Propane ITEM NO: 09289

SIP 1706 Propane ITEM NO: 09291

Our range of propane-fired heaters are super value-for-money. Perfect for industrial, agricultural and automotive environments.

Key Features:

- Built-in burner assembly
- Safety thermostat
- Flame detector
- Piezoelectronic ignition
- Regulator and hose included
- Integrated front safety grille
- Integrated carry handle
- Heavy-duty powder-coated finish



MODEL	SIP 342 PROPANE	SIP 512 PROPANE	SIP 1030 PROPANE	SIP 1706 PROPANE
PRODUCT CODE	09287	09288	09289	09291
Input Supply	230 V (13 A)	230 V (13 A)	230 V (13 A)	230 V (13 A)
Maximum Heat Output	34,121 BTU/hr (10 kW)	51,182 BTU/hr (15 kW)	102,364 BTU/hr (30 kW)	170,607 BTU/hr (50 kW)
Approx. Heating Area	230 m ² (8,122 cu.ft)	345 m ² (12,181 cu.ft)	690 m ² (24,367 cu.ft)	1145 m ² (40,436 cu.ft)
Average Fuel Consumption	0.73 kg/hr	1.09 kg/hr	2.18 kg/hr	3.63 kg/hr
Heater Finish	Powder-Coated	Powder-Coated	Powder-Coated	Powder-Coated
Weight	4.5 kg	4.5 kg	7 kg	7.9 kg
Packaged Dimensions	430 x 210 x 310 mm	430 x 210 x 310 mm	520 x 250 x 390 mm	580 x 250 x 410 mm
Barcode Number	5012713092871	5012713092888	5012713092895	5012713092918

PROPANE HEATERS

SIP 365 Propane ITEM NO: 09281

SIP 635 Propane ITEM NO: 09282

SIP 1070 Propane ITEM NO: 09283

SIP 1600 Propane ITEM NO: 09284

Our range of Italian-made propane-fired heaters boast fantastic performance coupled with outstanding value-for-money. Perfect for industrial, agricultural and automotive environments, and carry a two year warranty.

Key Features:

- Built-in LPG burner
- Safety thermostat
- Thermal flame detector
- Electronic flame control
- Piezoelectronic ignition
- Regulator and hose included
- Integrated carry handle
- Heavy-duty powder-coated finish



09284 ▶



09281

09282

09283

WHEEL KIT (ITEM: 09285)
(for use with SIP 1070, SIP 1600 &
SIP 1071DV, SIP 1602DV, SIP 2261DV)
Barcode No: 5012713092857

**2 YEAR
WARRANTY**



MODEL	SIP 365 PROPANE	SIP 635 PROPANE	SIP 1070 PROPANE	SIP 1600 PROPANE
PRODUCT CODE	09281	09282	09283	09284
Input Supply	230 V (13 A)	230 V (13 A)	230 V (13 A)	230 V (13 A)
Maximum Heat Output	36,500 BTU/hr (10.7 kW)	38,841 to 63,500 BTU/hr (11.4 to 18.6 kW)	51,787 to 107,000 BTU/hr (15.2 to 31.4 kW)	74,202 to 160,000 BTU/hr (21.7 to 49.6 kW)
Approx. Heating Area	245 m ³ (8,652 cu.ft)	426 m ³ (15,044 cu.ft)	718 m ³ (25,355 cu.ft)	1074 m ³ (37,927 cu.ft)
Average Fuel Consumption	0.65 kg/hr	0.74 to 1.21 kg/hr	1 to 2 kg/hr	1.45 to 2.98 kg/hr
Heater Finish	Powder-Coated	Powder-Coated	Powder-Coated	Powder-Coated
Weight	5.5 kg	5.9 kg	13.1 kg	14.7 kg
Packaged Dimensions	225 x 275 x 390 mm	225 x 275 x 445 mm	315 x 385 x 545 mm	320 x 385 x 605 mm
Barcode Number	5012713092819	5012713092826	5012713092833	5012713092840

SPECIFICATIONS

PROPANE HEATERS

SIP 1071DV Propane ITEM NO: 09274

SIP 1602DV Propane ITEM NO: 09275

SIP 2261DV Propane ITEM NO: 09276

SIP 2901DV Propane ITEM NO: 09277

SIP 3711DV Propane ITEM NO: 09278

Our range of Italian-made propane-fired heaters boast fantastic performance coupled with outstanding value-for-money. These stainless steel professional models are perfect for industrial, agricultural and automotive environments, and carry a two year warranty.

Key Features:

- Dual voltage for optimum versatility
- Built-in LPG burner
- Safety thermostat
- Thermal flame detector
- Electronic flame control
- Piezoelectronic ignition
- Heavy-duty corrosion-resistant stainless steel casing
- Regulator and hose included
- Integrated carry handle



09278 ▶



Wheel kit allows for units to be stacked
ideal for showroom displays

**2 YEAR
WARRANTY**



WHEEL KIT (ITEM: 09286)
(for use with SIP 2901DV Propane Heater)
Barcode No: 5012713092864

MODEL	SIP 1071DV PROPANE	SIP 1602DV PROPANE	SIP 2261DV PROPANE	SIP 2901DV PROPANE	SIP 3711DV PROPANE
PRODUCT CODE	09274	09275	09276	09277	09278
Input Supply	230 V (13 A) / 110 V	230 V (13 A) / 110 V	230 V (13 A) / 110 V	230 V (13 A) / 110 V	230 V (13 A) / 110 V
Maximum Heat Output	51,787 to 107,000 BTU/hr (15.2 to 31.4 kW)	74,202 to 160,000 BTU/hr (21.7 to 46.9 kW)	106,995 to 226,000 BTU/hr (31.4 to 66.2 kW)	130,277 to 290,000 BTU/hr (38.2 to 85 kW)	158,767 to 371,000 BTU/hr (46.5 to 108.7 kW)
Approx. Heating Area	718 m ³ (25,355 cu.ft)	1074 m ³ (37,927 cu.ft)	1517 m ³ (53,572 cu.ft)	1946 m ³ (68,722 cu.ft)	2490 m ³ (87,934 cu.ft)
Average Fuel Consumption	1 to 2 kg/hr	1.45 to 2.98 kg/hr	2.09 to 4.27 kg/hr	2.51 to 5.28 kg/hr	3.09 to 6.89 kg/hr
Heater Finish	Stainless Steel	Stainless Steel	Stainless Steel	Stainless Steel	Stainless Steel
Weight	13.1 kg	14.7 kg	17.2 kg	19.2 kg	28.5 kg
Packaged Dimensions	315 x 385 x 545 mm	320 x 385 x 605 mm	355 x 430 x 630 mm	345 x 435 x 735 mm	465 x 465 x 840 mm
Barcode Number	5012713092741	5012713092758	5012713092765	5012713092772	5012713092789

VENTILATORS

SIP 10" Ventilator ITEM NO: 05618

SIP 12" Ventilator ITEM NO: 05619

SIP Ventilators are a powerful and robust solution to keeping air fresh and circulating in garages and workshops, aiding the ventilation of odours and fumes of all kinds.

Key Features:

- High volume air delivery
- Perfect for confined spaces
- Ventilation of odours and fumes
- 2-speeds: 2650 and 2775 rpm
- Compact, lightweight and portable



05618



05619 ▶

SIP Ventilator Ducting

10" - ITEM NO: 05618 / 12" - 05619

Supplied in 5 metre lengths, multiple sections may be joined together

Key Features:

- Concertina design for easy storage
- Heavy-duty PVC construction
- Suitable for SIP Ventilators (05618 & 05619)



**POWDER
COATED
FINISH**

**230 V
SUPPLY**

MODEL	SIP 10" VENTILATOR	SIP 12" VENTILATOR
PRODUCT CODE	05618	05619
Input Supply	230 V (13 A)	230 V (13 A)
Motor	240 W	350 W
Fan Diameter	250 mm (10")	305 mm (12")
No. of Speeds	2	2
Maximum Air Flow	45 m³/min	63 m³/min
Speed Range	2650 / 2775 rpm	2650 / 2775 rpm
Noise Level	81 dB(A)	83 dB(A)
Protection	IPX4	IPX4
Weight	7.8 kg	9.4 kg
Packaged Dimensions	325 x 305 x 420 mm	440 x 355 x 365 mm
Barcode Number	5012713056187	5012713056194

SPECIFICATIONS

FLOOR & WORKSHOP FANS

SIP 18" Floor Standing Fan ITEM NO: 05615

SIP 20" Floor Standing Fan ITEM NO: 05613

SIP 24" Drum Fan ITEM NO: 05616

SIP 30" Drum Fan ITEM NO: 05617

SIP 30" Drum Fan - 110v ITEM NO: 05625

SIP 36" Drum Fan ITEM NO: 05622

SIP Workshop Floor and Drum Fans are powerful and robust, making them perfect for ventilating factories, garages, agricultural buildings, and more. They keep air circulation performing at an optimum level, providing a fresher working environment and aids the ventilation of odours, smoke, and fumes, as well as being suitable for drying purposes.

From our range of high velocity fans, including our latest additions - the 20" and 36" floor fans - to our larger wheel-mounted fans, all run on a standard domestic power supply.



EASY-TO-USE FLOOR FAN
SPEED ADJUSTMENT



CLEAR EASY-TO-USE DRUM FAN
SPEED ADJUSTMENT



05622 ▶



05615



05613



05616



05617 / 05625



MODEL	SIP 18" FLOOR FAN	SIP 20" FLOOR FAN	SIP 24" DRUM FAN	SIP 30" DRUM FAN	SIP 30" DRUM FAN - 110 V	SIP 36" DRUM FAN
PRODUCT CODE	05615	05613	05616	05617	05625	05622
Input Supply	230 V (13 A)	230 V (13 A)	230 V (13 A)	230 V (13 A)	110 V (16 A)	230 V (13 A)
Motor	111 W	111 W	250 W	378 W	378 W	378 W
Fan Diameter	450 mm (18")	508 mm (20")	610 mm (24")	762 mm (30")	762 mm (30")	900 mm (36")
No. of Speeds	3	3	2	2	2	2
Speed Range	850 / 1100 / 1350 rpm	850 / 1100 / 1350 rpm	1375 / 1425 rpm	1375 / 1425 rpm	1375 / 1425 rpm	1375 / 1425 rpm
Noise Level	71 dB(A)	75 dB(A)	81 dB(A)	83 dB(A)	83 dB(A)	83 dB(A)
Weight	5 kg	6.5 kg	16.5 kg	23.8 kg	23.8 kg	26 kg
Packaged Dimensions	543 x 578 x 174 mm	564 x 601 x 157 mm	698 x 687 x 292 mm	925 x 923 x 317 mm	925 x 923 x 317 mm	1019 x 993 x 323 mm
Barcode Number	5012713056156	5012713056132	5012713056163	5012713056170	5012713056255	5012713056224

VACUUM CLEANERS & VALETING MACHINE

SIP 1400/20 Wet & Dry Vacuum Cleaner ITEM NO: 07907

SIP 1400/35 Wet & Dry Vacuum Cleaner ITEM NO: 07913

The 1400/20 & 1400/35 vacuum cleaners are suitable for wet and dry applications, and is designed for ease of use and access, compact design.

Key Features:

- 230v (13amp) input supply
- Powerful 1400w motor
- Lightweight and compact design
- Drain plug for easy liquid removal (item: 07913)
- Upright protectors for stability
- 4 castors for easy movement
- Multiple accessories included:
2x stainless steel tubes
1x crevice tool
1x brush tool



WET & DRY APPLICATIONS

230 V SUPPLY

1400 W MOTOR

20 or 35 LITRE CAPACITY

MODEL	SIP 1400/20 WET & DRY	SIP 1400/35 WET & DRY
PRODUCT CODE	07907	07913
Output Supply	230 V	230 V
Motor Power	1400 W (1.8 HP)	1400 W (1.8 HP)
Working Airflow	58 Ltr/sec	58 Ltr/sec
Hose Length	1.5 metres	3 metres
Drum Capacity	20 Litres	35 Litres
Water Capacity	12 Litres	24 Litres
Wheel Mounted	✓	✓
Weight	7.2 kg	10 kg
Packaged Dimensions	440 x 293 x 510 mm	590 x 350 x 350 mm
Barcode Number	5012713079070	5012713079131

SPECIFICATIONS

SIP 20 Litre 1400 Valeting Machine ITEM NO: 07916

The 20L Valeting Machine has 1400w of power and is ideal for cleaning carpets, interiors of vehicles and upholstery. and it easily switches between vacuum and detergent modes.

Key Features:

- 230v (13amp) input supply
- Powerful 1400w motor
- Quick drain plug for easy removal
- Built-in vacuum/detergent settings
- Switch between different modes
- Easy-to-use ready for operation
- Solid and durable construction
- Includes several accessories:
2x stainless steel tubes
Detergent attachments
Floor brush attachments
Durable crevice tool



230 V SUPPLY

1400 W MOTOR

20 LITRE CAPACITY

MODEL	SIP 20 LITRE 1400 VALETING MACHINE
PRODUCT CODE	07916
Output Supply	230 V
Motor Power	1400 W (1.8 HP)
Vacuum Level	16 kpa
Hose Length	3 metres
Drum Capacity	20 Litres
Water Capacity	3 Litres
Wheel Mounted	✓
Weight	10 kg
Packaged Dimensions	580 x 360 x 360 mm
Barcode Number	5012713079162

SPECIFICATIONS

INVERTER GENERATORS

SIP Medusa Ti-1002 Inverter ITEM NO: 03951

SIP Medusa Ti-2002 Inverter ITEM NO: 03953

Why Choose an SIP Inverter Generator?

- **Clean and Stable Power Supply:**
Thanks to digital inverter technology, these models deliver a reliable power source suitable to run laptop computers and other electrical devices - perfect for site offices, boats and caravans.
- **Economy Control Switch:**
Varies engine speed according to load for increased fuel economy.
- **Quiet, Lightweight and Highly Portable:**
SIP inverter generators are considerably quieter than traditional generators. They are also smaller and lighter increasing portability.
- **Economical and Friendlier to the Environment:** SIP inverter generators have a 30 - 40% lower fuel consumption rate, making them super economical and more eco-friendly compared to traditional generators.



DIGITAL INVERTER TECHNOLOGY!
RUN LAPTOPS, MOBILES & OTHER ELECTRONIC DEVICES



03951



EASY ACCESS TO CHOKE CONTROL



EASY-PULL-STARTING



1x 230 V (AC), 1x 12 V (DC) output sockets (03951)



2x 230 V (AC), 1x 12 V (DC) output sockets (03953)



03953

INVERTER TECHNOLOGY

230 V SUPPLY

SINGLE SOCKET

TWIN SOCKETS

12 V (DC) CHARGING

MODEL	SIP MEDUSA TI-1002 INVERTER	SIP MEDUSA TI-2002 INVERTER
PRODUCT CODE	03951	03953
Output Supply	1x 230 V (3 pin socket)	2x 230 V (3 pin socket)
Continuously Rated Output	900 W (1.125 KVA)	2000 W (2.5 KVA)
Maximum Output	1000 W (1.25 KVA)	2200 W (2.75 KVA)
Output Voltage (DC)	12 V	12 V
Engine	1.9 HP	4.8 HP
Fuel	Petrol (unleaded)	Petrol (unleaded)
Fuel Tank Capacity	2.7 Litres	6.5 Litres
Approx. Run Time (3/4 load)	6 Hrs	6 Hrs
Battery Charging	12 V (DC) up to 40 Ah	12 V (DC) up to 40 Ah
Noise Level	90 dB(A)	92 dB(A)
Weight	13 kg	26 kg
Packaged Dimensions	440 x 293 x 510 mm	530 x 353 x 625 mm
Barcode Number	5012713039517	5012713039531

SPECIFICATIONS

COMPACT GENERATORS

SIP Medusa T951 Compact ITEM NO: 03920

The T951 Medusa Generator has a peak output of 950w, plus additional 12v DC battery charging. Despite it's compact size, it also has an approximate run-time of 6½ hours.

Key Features:

- 230v domestic socket
- Low oil shutdown helps to prevent damage
- Ideal for mobile work, food vendors, boats caravans, small tools, and most lighting applications
- 95dB(A) relatively low noise level



1x 230 V (AC), 1x 12 V (DC) output sockets



POWER GENERATORS



MODEL	SIP MEDUSA T951 COMPACT
PRODUCT CODE	03920
Output Supply	1x 230 V (3 pin socket)
Continuously Rated Output	750 W (0.937 KVA)
Maximum Output	950 W (1.186 KVA)
Engine	2 stroke
Fuel	Petrol (unleaded)
Fuel Tank Capacity	4 Litres
Approx. Run Time (3/4 load)	6.5 Hrs
Battery Charging (unregulated)	12 V (DC) up to 40 Ah
Noise Level	95 dB(A)*
Weight	13 kg
Packaged Dimensions	366 x 308 x 376 mm
Barcode Number	5012713039203

SPECIFICATIONS

*Complies with EU noise directives

SIP Medusa T1101 ITEM NO: 03955

The T1101 Medusa Generator has a peak output of 1100w, plus additional 12v DC battery charging. Despite it's compact size, it also has an approximate continuous runtime of 6 hours.

Key Features:

- 230v domestic socket
- Low oil shutdown helps prevent damage
- Heavy-duty full frame design
- 93dB(A) low noise level



1x 230 V (AC), 1x 12 V (DC) output sockets



MODEL	SIP MEDUSA T1101
PRODUCT CODE	03955
Output Supply	1x 230 V (3 pin socket)
Continuously Rated Output	900 W (1.125 KVA)
Maximum Output	1100 W (1.375 KVA)
Engine	2.4 HP (4 stroke OHV)
Fuel	Petrol (unleaded)
Fuel Tank Capacity	6 Litres
Approx. Run Time (3/4 load)	6 Hrs
Battery Charging (unregulated)	12 V (DC) up to 40 Ah
Noise Level	93 dB(A)*
Weight	26 kg
Packaged Dimensions	470 x 390 x 430 mm
Barcode Number	5012713039555

SPECIFICATIONS

*Complies with EU noise directives

POWER GENERATORS - LONG RANGE

SIP Medusa T2401 ITEM NO: 03921

The T2401 Medusa Generator has a peak output of 2400w, plus additional 12v DC power supply / battery charging. Despite it's compact size, it also has an approximate continuous runtime of 13 hours.

Key Features:

- 2x 230v domestic power sockets
- 15 litre long-range heavy-duty fuel tank
- Low oil shutdown prevents damage
- Heavy-duty full frame design
- 95dB(A) low noise level



2x 230 V (AC), 1x 12 V (DC) output sockets



POWER GENERATORS



MODEL	SIP MEDUSA T2401
PRODUCT CODE	03921
Output Supply	2x 230 V (13 A) - 3 pin sockets
Continuously Rated Output	2000 W (2.5 KVA)
Maximum Output	2400 W (3 KVA)
Engine	5 HP - 4 stroke
Fuel	Petrol (unleaded)
Fuel Tank Capacity	15 Litres
Approx. Run Time (3/4 load)	13 Hrs
Battery Charging (unregulated)	12 V (DC) up to 40 Ah
Noise Level	95 dB(A)*
Weight	44 kg
Packaged Dimensions	520 x 460 x 605 mm
Barcode Number	5012713039210

SPECIFICATIONS

*Complies with EU noise directives

SIP Medusa T3002 ITEM NO: 03993

The T3002 Medusa Generator has a peak output of 3000w, plus additional 12v DC power supply / battery charging. Despite it's compact size, it also has an approximate continuous runtime of 11 hours.

Key Features:

- 11 hours continuous runtime from 15 litre tank
- Low oil shutdown helps prevent damage
- Heavy-duty protective frame design
- 96dB(A) relative low noise level
- AVR (Automatic Voltage Regulator) provides stable power supply



1x 230 V (AC), 1x 110 V (AC), 1x 12 V (DC) output sockets



MODEL	SIP MEDUSA T3002
PRODUCT CODE	03993
Output Supply	1x 230 V (16 A) 1x 110 V (16 A)
Continuously Rated Output	2600 W (3.25 KVA)
Maximum Output	3000 W (3.75 KVA)
Engine	7 HP - 4 stroke OHV
Fuel	Petrol (unleaded)
Fuel Tank Capacity	15 Litres
Approx. Run Time (3/4 load)	11 Hrs
Battery Charging (unregulated)	12 V (DC) up to 40 Ah
Noise Level	96 dB(A)*
Weight	47 kg
Packaged Dimensions	520 x 450 x 600 mm
Barcode Number	5012713039937

SPECIFICATIONS

*Complies with EU noise directives

POWER GENERATORS - LONG RANGE

SIP Medusa T3801 ITEM NO: 03957

SIP Medusa T5501 ITEM NO: 03958

The T3801 and T5501 generators have a peak output of 3200 & 5000w, plus additional 12v DC battery charging. Despite their compact size, they offer approximate continuous runtimes of up to 12 hours.

Key Features:

- 9 or 13 hp, 4-stroke air cooled OHV engine options
- Long range fuel tanks
- Low oil shutdown prevents damage
- Wheel-mounted full frame design
- AVR (Automatic Voltage Regulator) provides stable power supply
- Electric-starting (item no: 03958)



03957



ELECTRIC START

03958



A.V.R.

TWIN SOCKETS

12 V (DC) CHARGING

WHEEL MOUNTED



1x 230 V AC (16 A), 1x 110 V AC (16 A),
1x 12 V (DC) output sockets
(Item: 03957)



1x 230 V AC (32 A), 1x 110 V AC (32 A),
1x 12 V (DC) output sockets
(Item: 03958)

DUAL VOLTAGE
110V / 230V

	ELECTRIC START	
	SIP MEDUSA T3801	SIP MEDUSA T5501
MODEL	03957	03958
PRODUCT CODE		
Output Supply	1x 230 V (16 A) 1x 110 V (16 A)	1x 230 V (32 A) 1x 110 V (32 A)
Continuously Rated Output	3200 W (3.2 KVA)	5000 W (5 KVA)
Maximum Output	3800 W (3.6 KVA)	5500 W (5.5 KVA)
Engine	9 HP - 4 stroke	13 HP - 4 stroke OHV
Fuel	Petrol (unleaded)	Petrol (unleaded)
Fuel Tank Capacity	25 Litres	25 Litres
Approx. Run Time (3/4 load)	12 Hrs	10 Hrs
Battery Charging (unregulated)	12 V (DC) @ 8.3 A	12 V (DC) @ 8.3 A
Noise Level	96 dB(A)*	97 dB(A)*
Weight	69 kg	83 kg
Packaged Dimensions	720 x 550 x 590 mm	720 x 550 x 590 mm
Barcode Number	5012713039579	5012713039586

SPECIFICATIONS

*Complies with EU noise directives

POWER GENERATORS - KOHLER®

- SIP Medusa MGKP2.5F** ITEM NO: 04353
SIP Medusa MGKP3.5F ITEM NO: 04340
SIP Medusa MGKP4.0F ITEM NO: 04341
SIP Medusa MGKP7.0F ITEM NO: 04355
SIP Medusa MGKP7.0FE ITEM NO: 04356

**3 YEAR
ENGINE
WARRANTY**



**QUAD-CLEAN™ CYCLONIC
air cleaner**

Our range of Kohler® engine petrol generators boast fantastic power output and 3 year manufacturer engine warranty.

These generators are robust and reliable comprising of a heavy-duty maintenance-free alternator, cast iron cylinder and rugged frame.

Key Features:

- Quad Clean™ heavy-duty cyclonic air cleaner - cyclonic action forces large particles of contaminants out of the engine
- Engineered for enhanced durability
- Oversized mufflers, steel-forged crankshafts and oversized ignition systems
- Engine designed in the USA
- Electric start option available (see below for details)
- Maintenance free single-phase brushless alternators with forced air cooling designed and manufactured in Europe

© Copyright Kohler Co.



04340

KOHLER®
3 year engine warranty

Relentless Power.
Legendary Performance.

BUILT AND
TESTED BY
SIP IN THE UK



DUAL VOLTAGE
110V / 230V

**TWIN
SOCKETS**

MODEL	ELECTRIC START				
	SIP MEDUSA MGKP2.5F **	SIP MEDUSA MGKP3.5F **	SIP MEDUSA MGKP4.0F **	SIP MEDUSA MGKP7.0F **	SIP MEDUSA MGKP7.0FE **
PRODUCT CODE	04353	04340	04341	04355	04356
Output Supply	1x 230 V (16 A) 1x 110 V (16 A)	1x 230 V (16 A) 1x 110 V (16 A)	1x 230 V (16 A) 1x 110 V (16 A)	1x 230 V (16 A) / 1x 230 V (32 A) 1x 110 V (16 A) / 1x 110 V (32 A)	1x 230 V (16 A) / 1x 230 V (32 A) 1x 110 V (16 A) / 1x 110 V (32 A)
Continuously Rated Output	2400 W (2.4 KVA)	3500 W (3.5 KVA)	4000 W (4 KVA)	7000 W (7 KVA)	7000 W (7 KVA)
Maximum Output	2600 W (2.6 KVA)	3750 W (3.75 KVA)	4500 W (4.5 KVA)	7500 W (7.5 KVA)	7500 W (7.5 KVA)
Engine	7 HP Kohler	7 HP Kohler	9.5 HP Kohler	14 HP Kohler	14 HP Kohler
Fuel	Petrol (unleaded)	Petrol (unleaded)	Petrol (unleaded)	Petrol (unleaded)	Petrol (unleaded)
Fuel Tank Capacity	4.1 Litres	4.1 Litres	7.3 Litres	7.3 Litres	7.3 Litres
Approx. Run Time (3/4 load)	3 Hrs	3 Hrs	4.3 Hrs	2.8 Hrs	2.8 Hrs
Frame Type	Full	Full	Full	Full	Full
Weight	38 kg	39 kg	56 kg	76 kg	76 kg
Packaged Dimensions	540 x 510 x 750 mm	540 x 510 x 750 mm	540 x 510 x 750 mm	540 x 510 x 750 mm	540 x 510 x 750 mm
Barcode Number	5012713043538	5012713043408	5012713043415	5012713043552	5012713043569

** Recommended for export customers

SPECIFICATIONS

POWER GENERATORS - KOHLER® LONG RANGE

SIP Medusa MGKP4.0FLR ITEM NO: 04344

SIP Medusa MGKP7.0FLR ITEM NO: 04347

SIP Medusa MGKP7.0FELR ITEM NO: 04357

The same features as our Kohler® engine petrol generators on the previous page but featuring long-range fuel tanks for longer usage times.

© Copyright Kohler Co.

**3 YEAR
ENGINE
WARRANTY**



**QUAD-CLEAN™ CYCLONIC
air cleaner**



04344

KOHLER®
3 year engine warranty

Relentless Power.
Legendary Performance.



BUILT AND
TESTED BY
SIP IN THE UK



DUAL VOLTAGE
110V / 230V

**TWIN
SOCKETS**



Don't forget
**KOHLER ENGINE
SERVICE PARTS & SIP OIL**
See page 46

	MODEL PRODUCT CODE	SIP MEDUSA MGKP4.0FLR **	SIP MEDUSA MGKP7.0F **	ELECTRIC START
				SIP MEDUSA MGKP7.0FELR **
		04344	04347	04357
Output Supply		1x 230 V (16 A) 1x 110 V (16 A)	1x 230 V (16 A) / 1x 230 V (32 A) 1x 110 V (16 A) / 1x 110 V (32 A)	1x 230 V (16 A) / 1x 230 V (32 A) 1x 110 V (16 A) / 1x 110 V (32 A)
Continuously Rated Output		4000 W (4 KVA)	7000 W (7 KVA)	7000 W (7 KVA)
Maximum Output		4500 W (4.5 KVA)	7500 W (7.5 KVA)	7500 W (7.5 KVA)
Engine		9.5 HP Kohler	14 HP Kohler	14 HP Kohler
Fuel		Petrol (unleaded)	Petrol (unleaded)	Petrol (unleaded)
Fuel Tank Capacity		22 Litres	22 Litres	22 Litres
Approx. Run Time (3/4 load)		13 Hrs	8.5 Hrs	8.5 Hrs
Frame Type		Full	Full	Full
Weight		61.5 kg	80.8 kg	80.8 kg
Packaged Dimensions		667 x 557 x 750 mm	667 x 557 x 750 mm	667 x 557 x 750 mm
Barcode Number		5012713043446	5012713043477	5012713043576

** Recommended for export customers

SPECIFICATIONS

POWER GENERATORS - HONDA™

- SIP Medusa MGHP2.5F ITEM NO: 04535
- SIP Medusa MGHP3.5F ITEM NO: 04462
- SIP Medusa MGHP4.5F ITEM NO: 04464
- SIP Medusa MGHP6.0F ITEM NO: 04718
- SIP Medusa MGHP6.0FE ITEM NO: 04720


**3 YEAR
ENGINE
WARRANTY**

Our popular Honda™ engines are powerful, reliable and are covered by a Honda 3 year engine warranty.

These generators are robust comprising of a heavy-duty maintenance-free alternator, cast iron cylinder and rugged frame.

Key Features:

- Splash-fed oil lubrication system
- Low oil shutdown prevents engine damage
- Cast iron cylinder liner
- Hot spark electronic ignition
- Maintenance free single-phase brushless alternators with forced air cooling designed and manufactured in Europe
- Electric start option available (see below for details)



Don't forget
GENERATOR ACCESSORIES
See page 46

**POWERED by
HONDA™**
3 year engine warranty

The **Honda GX series engines** offer outstanding reliability, excellent build quality, compact design, low oil alert and come with a 3 year manufacturer warranty



	ELECTRIC START				
MODEL	SIP MEDUSA MGHP2.5F	SIP MEDUSA MGHP3.5F	SIP MEDUSA MGHP4.5F **	SIP MEDUSA MGHP6.0F **	SIP MEDUSA MGHP6.0FE **
PRODUCT CODE	04535	04462	04464	04718	04720
Output Supply	1x 230 V (16 A) 1x 110 V (16 A)	1x 230 V (16 A) 1x 110 V (16 A)	1x 230 V (16 A) 1x 110 V (16 A)	1x 230 V (16 A) / 1x 230 V (32 A) 1x 110 V (16 A) / 1x 110 V (32 A)	1x 230 V (16 A) / 1x 230 V (32 A) 1x 110 V (16 A) / 1x 110 V (32 A)
Continuously Rated Output	2200 W (2.2 KVA)	3000 W (3 KVA)	4000 W (4 KVA)	6000 W (6 KVA)	6000 W (6 KVA)
Maximum Output	2600 W (2.6 KVA)	3750 W (3.75 KVA)	4500 W (4.5 KVA)	7200 W (7.2 KVA)	7200 W (7.2 KVA)
Engine	GX160 Honda	GX200 Honda	GX270 Honda	GX390 Honda	GX390 Honda
Fuel	Petrol (unleaded)	Petrol (unleaded)	Petrol (unleaded)	Petrol (unleaded)	Petrol (unleaded)
Fuel Tank Capacity	3.6 Litres	3.6 Litres	6 Litres	6.5 Litres	6.5 Litres
Approx. Run Time (3/4 load)	2.6 Hrs	2.6 Hrs	2.8 Hrs	2.4 Hrs	2.4 Hrs
Frame Type	Full	Full	Full	Full	Full
Weight	36 kg	37 kg	54 kg	72 kg	73 kg
Packaged Dimensions	540 x 510 x 750 mm	540 x 510 x 750 mm	540 x 510 x 750 mm	540 x 510 x 750 mm	540 x 510 x 750 mm
Barcode Number	5012713045358	5012713044627	5012713044641	5012713047185	5012713047208

** These units are for fixed installation and are not recommended for outdoor use.

SPECIFICATIONS

POWER GENERATORS - HONDA™ LONG RANGE

- SIP Medusa MGHP2.5FLR ITEM NO: 04466
 SIP Medusa MGHP3.5FLR ITEM NO: 04468
 SIP Medusa MGHP4.5FLR ITEM NO: 04470
 SIP Medusa MGHP6.0FLR ITEM NO: 04476
 SIP Medusa MGHP6.0FELR ITEM NO: 04720

**3 YEAR
ENGINE
WARRANTY**

The same features as our Honda™ engine petrol generators on the previous page but featuring long-range fuel tanks for longer usage times.



04466



**POWERED by
HONDA™**
3 year engine warranty

The Honda GX series engines offer outstanding reliability, excellent build quality, compact design, low oil alert and come with a 3 year manufacturer warranty



**TWIN
SOCKETS**

	ELECTRIC START				
MODEL	SIP MEDUSA MGHP2.5FR	SIP MEDUSA MGHP3.5FR	SIP MEDUSA MGHP4.5FR **	SIP MEDUSA MGHP6.0FR **	SIP MEDUSA MGHP6.0FE **
PRODUCT CODE	04466	04468	04470	04476	04720
Output Supply	1x 230 V (16 A) 1x 110 V (16 A)	1x 230 V (16 A) 1x 110 V (16 A)	1x 230 V (16 A) 1x 110 V (16 A)	1x 230 V (16 A) / 1x 230 V (32 A) 1x 110 V (16 A) / 1x 110 V (32 A)	1x 230 V (16 A) / 1x 230 V (32 A) 1x 110 V (16 A) / 1x 110 V (32 A)
Continuously Rated Output	2200 W (2.2 KVA)	3000 W (3 KVA)	4000 W (4 KVA)	6000 W (6 KVA)	6000 W (6 KVA)
Maximum Output	2600 W (2.6 KVA)	3750 W (3.75 KVA)	4500 W (4.5 KVA)	7200 W (7.2 KVA)	7200 W (7.2 KVA)
Engine	GX160 Honda	GX200 Honda	GX270 Honda	GX390 Honda	GX390 Honda
Fuel	Petrol (unleaded)	Petrol (unleaded)	Petrol (unleaded)	Petrol (unleaded)	Petrol (unleaded)
Fuel Tank Capacity	15 Litres	15 Litres	25 Litres	25 Litres	25 Litres
Approx. Run Time (3/4 load)	9 Hrs	9 Hrs	10 Hrs	8.5 Hrs	8.5 Hrs
Frame Type	Full	Full	Full	Full	Full
Weight	39.3 kg	42.4 kg	59.5 kg	76.8 kg	76.8 kg
Packaged Dimensions	550 x 415 x 650 mm	550 x 415 x 650 mm	667 x 557 x 750 mm	667 x 557 x 750 mm	667 x 557 x 750 mm
Barcode Number	5012713044665	5012713044689	5012713044702	5012713044764	5012713044788

** These units are for fixed installation and are not recommended for outdoor use.

SPECIFICATIONS

ELECTRIC PRESSURE WASHERS

SIP T360/130 ITEM NO: 08900

The SIP T360/130 pressure washer with a 1700w brushless induction motor with an all-metal pump and total stop function which cuts the power when it's not in use.

Key Features:

- Extra-large wheels for easy movement
- Integrated back holster for accessories
- Handy and compact hose reel storage
- Total stop function

What's in the box?

1x pressure washer, pistol type metal lance with adjustable nozzle, 6 metre hose and foam bottle

2 YEAR WARRANTY



MODEL	SIP T360/130
PRODUCT CODE	08900
Output Supply	230 V (13 A)
Brushless Induction Motor	1700 W (2.3 HP)
Turbo Pressure	-
Maximum Pressure	1885 psi (130 bar)
Water Flow Rate	360 Ltr/hr
Hose Length	6 metre
Noise Level	93 dB(A)
Weight	15 kg
Packaged Dimensions	410 x 300 x 620 mm
Barcode Number	5012713089000

SPECIFICATIONS



SIP T420/180 ITEM NO: 08910

The T420/180 is fitted with a 2100w brushless induction motor with an overload cut-out function, for smoother operation and extended life. An all-metal pump and heavy-duty lance come as standard.

Key Features:

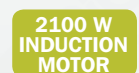
- Overload cutout for extended motor life
- Extra-large wheels for easy movement
- Durable and rugged all-metal pump
- Built-in detergent tank
- Total stop function

What's in the box?

1x pressure washer, pistol type metal lance with adjustable nozzle, turbo lance and 5 metre hose



INTEGRATED DETERGENT TANK



MODEL	SIP T420/180
PRODUCT CODE	08910
Output Supply	230 V (13 A)
Brushless Induction Motor	2100 W (2.8 HP)
Maximum Pressure	2610 psi (180 bar)
Water Flow Rate	420 Ltr/hr
Hose Length	5 metre
Detergent Tank	1.5 Litre
Noise Level	95 dB(A)
Weight	19 kg
Packaged Dimensions	1000 x 500 x 500 mm
Barcode Number	5012713089109

SPECIFICATIONS



Don't forget
SIP PRESSURE WASHER ACCESSORIES
See page 47



ELECTRIC PRESSURE WASHERS

SIP T480/150-S ITEM NO: 08904

The SIP T480/150-S is an electric pressure washer with a powerful 2300w brushless induction motor for heavy-duty power. A total stop function turns off power for more efficiency when not in use.

Key Features:

- All brass pump
- Extra-large wheels for easy movement
- Integrated back holster for accessories
- Handy and compact hose reel storage
- Total stop function

What's in the box?

1x pressure washer, pistol type metal lance with adjustable nozzle, turbo nozzle, 6 metre hose and foam bottle

2 YEAR WARRANTY



MODEL	SIP T480/150-S
PRODUCT CODE	08904
Output Supply	230 V (13 A)
Brushless Induction Motor	2300 W (3 HP)
Turbo Pressure	4000 psi (EWP*) turbo nozzle
Maximum Pressure	2030 psi (140 bar)
Water Flow Rate	480 Ltr/hr
Hose Length	6 metre
Noise Level	93 dB(A)
Weight	17 kg
Packaged Dimensions	400 x 300 x 620 mm
Barcode Number	5012713089048

SPECIFICATIONS



PRESSURE WASHERS

SIP T480/130-S ITEM NO: 08932

The T480/130-S is an electric pressure washer with a powerful 2400w brushless induction motor for heavy-duty power, while the Turbo Nozzle is able to provide 3345psi of pressure.

Key Features:

- Integrated top holster and reel storage
- Extra-large wheels for easy movement
- Total stop function

What's in the box?

1x pressure washer, pistol type heavy-duty metal lance with adjustable nozzle, turbo lance, 10 metre hose and foam bottle

2 YEAR WARRANTY



MODEL	SIP T480/130-S
PRODUCT CODE	08932
Output Supply	230 V (13 A)
Brushless Induction Motor	2400 W (3.2 HP)
Turbo Pressure	3345 psi (EWP*) turbo lance
Maximum Pressure	1885 psi (130 bar)
Water Flow Rate	480 Ltr/hr
Hose Length	10 metre
Noise Level	77 dB(A)
Weight	22 kg
Packaged Dimensions	890 x 320 x 380 mm
Barcode Number	5012713089321

SPECIFICATIONS



*EWP (Equivalent working pressure) with turbo nozzle / lance

ELECTRIC PRESSURE WASHERS

SIP P480/140-S ITEM NO: 08933

Electric pressure washer with a powerful 2400w brushless induction motor for heavy-duty power, while the Turbo Lance is able to provide 3600psi of pressure.

Key Features:

- Pressure gauge and thermal protection
- Integrated hose reel
- professional rubber hose
- Total stop fuction



What's in the box?

1x pressure washer, pistol type heavy-duty metal lance with adjustable nozzle, turbo lance, 10 metre hose and foam bottle

MODEL	SIP P480/140-S
PRODUCT CODE	08933
Output Supply	230 V (1.3 A)
Brushless Induction Motor	2400 W (3.2 HP)
Turbo Pressure	3600 psi (EWP*) turbo lance
Maximum Pressure	1885 psi (130 bar)
Water Flow Rate	480 Ltr/hr
Hose Length	10 metre
Noise Level	75 dB(A)
Weight	23 kg
Packaged Dimensions	890 x 320 x 380 mm
Barcode Number	50127130089338

SPECIFICATIONS

2 YEAR WARRANTY



SIP P540/150-S ITEM NO: 08934

Electric pressure washer with a powerful 2700w brushless induction motor for heavy-duty power, while the Turbo Lance is able to provide 4000psi of pressure.

Key Features:

- Pressure gauge and thermal protection
- Integrated hose reel and rear detergent tank
- Total stop fuction



What's in the box?

1x pressure washer, pistol type heavy-duty metal lance with adjustable nozzle, turbo lance and 10 metre hose

MODEL	SIP P540/150-S
PRODUCT CODE	08934
Output Supply	230 V (1.3 A)
Brushless Induction Motor	2700 W (3.6 HP)
Turbo Pressure	4000 psi (EWP*) turbo lance
Maximum Pressure	2030 psi (140 bar)
Water Flow Rate	540 Ltr/hr
Hose Length	10 metre
Detergent Tank	4 Litre
Noise Level	81 dB(A)
Weight	26 kg
Packaged Dimensions	890 x 320 x 380 mm
Barcode Number	50127130089345

SPECIFICATIONS

4000 psi PRESSURE (EWP*)

BRASS HEADED PUMP

2 YEAR WARRANTY

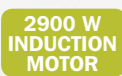


SIP P700/120 ITEM NO: 08936

Electric pressure washer with a powerful 2900w brushless induction motor, while the turbo lance is able to provide 3000psi of pressure.

Key Features:

- Pressure gauge and thermal protection
- Integrated detergent tank
- Total stop fuction



What's in the box?

1x pressure washer, pistol type heavy-duty metal lance with adjustable nozzle, turbo lance and 8 metre hose


MODEL	SIP P700/120
PRODUCT CODE	08936
Output Supply	230 V (1.3 A)
Brushless Induction Motor	2900 W (3.9 HP)
Turbo Pressure	3000 psi (EWP*) turbo lance
Maximum Pressure	1742 psi (120 bar)
Water Flow Rate	700 Ltr/hr
Sucks Water	Up to 1 metre
Hose Length	8 metre
Detergent Tank	4 Litre
Noise Level	88 dB(A)
Weight	23 kg
Packaged Dimensions	890 x 320 x 380 mm
Barcode Number	50127130089369

SPECIFICATIONS

3000 psi PRESSURE (EWP*)

BRASS HEADED PUMP

SUCKS WATER



ELECTRIC PRESSURE WASHERS

SIP PW540/155 Wall Mounted ITEM NO: 08909

An Italian-built unit featuring a electrical pump with three axial positions, full metal structural components, and a quick wall coupling system with safety lock.

Key Features:

- Quick wall-coupling system w/ safety lock
- Brass-headed electrical pump
- Water inlet with cartridge filter

What's in the box?

1x pressure washer, pistol type heavy-duty metal lance with adjustable nozzle, turbo lance, rotary brush, foam bottle, accessory rack, wall bracket and 20 metre hose

**2 YEAR
WARRANTY**

**BRASS-HEADED
AXIAL PUMP**

MADE IN
ITALY

**230 V
SUPPLY**

**2400 W
INDUCTION
MOTOR**

MODEL	SIP PW540/155
PRODUCT CODE	08909
Output Supply	230 V (13 A)
Brushless Induction Motor	2400 W (3.2 HP)
Maximum Pressure	2320 psi (150 bar)
Water Flow Rate	510 Ltr/hr
Hose Length	20 metre
Noise Level	77 dB(A)
Weight	22 kg
Packaged Dimensions	610 x 300 x 560 mm
Barcode Number	5012713089093

SPECIFICATIONS



ACCESSORY RACK INCLUDED



PRESSURE
WASHERS

SIP HDP660/120-02 ITEM NO: 08961

The Tempest HDP660/120 is an electric washer designed for industrial use. It houses a thermally-protected motor with 'Total Stop' function, and a fitted brass-headed Triplex pump.

Key Features:

- Heavy-duty brass-headed Triplex crank-shaft pump
- Ideal for sucking water up to 2 metres
- Adjustable pressure regulator with gauge
- Durable ceramic pistons
- Detergent injector • Easy-start
- Super mobile and heavy-duty design

What's in the box?

1x pressure washer, pistol type heavy-duty metal lance with adjustable nozzle and 10 metre hose

**2 YEAR
WARRANTY**

**SUCKS
WATER**

MADE IN
ITALY

**230 V
SUPPLY**

**BRASS-HEADED
TRIPLEX PUMP**

MODEL	SIP HDP660/120-02
PRODUCT CODE	08961
Output Supply	230 V (13 A)
Brushless Induction Motor	3000 W (4 HP) 4-pole
Maximum Pressure	1742 psi (120 bar)
Water Flow Rate	660 Ltr/hr
Pump Type	Brass-Headed Triplex
Sucks	Up to 2 metres*
Hose Length	10 metre
Noise Level	93 dB(A)
Weight	62 kg
Packaged Dimensions	620 x 900 x 840 mm
Barcode Number	5012713089611

SPECIFICATIONS



CORROSION-RESISTANT
BRASS-HEADED
TRIPLEX CRANK-SHAFT
PUMP FITTED



**3000 W (4 HP)
4-POLE
MOTOR**

* Low pressure priming necessary

ELECTRIC HOT WATER PRESSURE WASHERS

SIP PH540/150 Hot Water ITEM NO: 08954

The Tempest PH540/120 is a hot pressure washer with integrated diesel and detergent tanks, as well as a brass-headed axial plunger pump, which is housed in a strong all-metal construction.

Key Features:

- Rugged brass-headed axial plunger pump
- Ultra heavy-duty all-metal construction
- 90°C variable temperature thermostat
- Total Stop - power stops if not in use
- Strong one-piece bodywork cover



ALL-METAL BRASS-HEADED
AXIAL PLUNGER PUMP FITTED

What's in the box?

1x pressure washer, pistol type heavy-duty metal lance with adjustable nozzle and 10 metre hose



INTEGRATED HOSE REEL



4.5 LITRE DETERGENT &
15 LITRE DIESEL TANK CAPACITY



EASY-TO-USE CONTROL PANEL



**2 YEAR
WARRANTY**

MADE IN
ITALY

**230 V
SUPPLY**

**2175 psi
MAX.
PRESSURE**

**2700 W
2-POLE MOTOR**

**90°C
MAXIMUM WATER
TEMPERATURE**

**BRASS-HEADED
AXIAL PUMP**

MODEL	SIP PH540/150 HOT WATER
PRODUCT CODE	08954
Output Supply	230 V (1.3 A)
Brushless Induction Motor	2700 W (3.6 HP) 2-pole
Maximum / Working Pressure	2175 psi (150 bar)
Water Flow Rate	540 Ltr/hr
Maximum Water Temperature	Up to 90°C (variable)
Pump Type	All-metal Brass-Headed Axial Plunger
Hose Length	8 metre
Detergent Tank	4.5 Litre
Boiler Fuel Tank Capacity	15 Litre
Noise Level	82 dB(A)
Weight	85 kg
Packaged Dimensions	890 x 500 x 820 mm
Barcode Number	5012713089543

SPECIFICATIONS

ELECTRIC HOT WATER PRESSURE WASHERS

SIP PH600/140 Hot Water ITEM NO: 08941

SIP PH600/140 T4 Hot Water ITEM NO: 08956

The SIP PH600/140 & PH600/140 T4 Hot Pressure Washers heat water to 110°C, meaning it can easily handle film, debris and dirt.

Key Features:

- 2030psi (140 bar) maximum pressure
- 600 litres/hour maximum water flow rate
- 110°C boiler-fired hot water temperature
- Low pressure detergent suction
- Reliable boiler safety features

What's in the box?

1x pressure washer, pistol type heavy-duty metal lance with adjustable nozzle and 8 metre hose



ONE PIECE BODY COVER



08956



08941



Brass head pump



Easy-to-use control panel



Detergent tank



Pressure Gauge



Water heater exhaust outlet



Powerful motor



Heavy-duty wheels



Castor with locking brake



ALL-METAL BRASS-HEADED AXIAL PLUNGER PUMP FITTED (08941)



ALL-METAL BRASS-HEADED TRIPLEX CRANK-SHAFT PUMP FITTED (08956)

ITEM NO: 08941
2200 W (3 HP)
2800 rpm
2-POLE MOTOR

ITEM NO: 08956
2200 W (3 HP)
1400 rpm
4-POLE MOTOR

110°C
MAXIMUM WATER
TEMPERATURE

MADE IN
ITALY

230 V
SUPPLY

2 YEAR
WARRANTY

MODEL	SIP PH600/140 HOT WATER	SIP PH600/140 T4 HOT WATER
PRODUCT CODE	08941	08956
Output Supply	230 V (13 A)	230 V (13 A)
Brushless Induction Motor	2200 W (3 HP), 2800 rpm, 2-pole	2200 W (3 HP), 1400 rpm, 4-pole
Maximum Pressure	2030 psi (140 bar)	2030 psi (140 bar)
Working Pressure	1742 psi (120 bar)	1886 psi (130 bar)
Water Flow Rate	600 Ltr/hr	600 Ltr/hr
Maximum Water Temperature	110°C	110°C
Pump Type	All-Metal Brass-Headed Axial Plunger	All-Metal Brass-Headed In-line Triplex
Hose Length	8 metre	8 metre
Detergent Tank	3.5 Litre	3.5 Litre
Boiler Fuel Tank Capacity	15 Litre (diesel)	15 Litre (diesel)
Noise Level	93 dB(A)	92 dB(A)
Weight	95 kg	85 kg
Packaged Dimensions	380 x 850 x 950 mm	380 x 850 x 950 mm
Barcode Number	5012713089413	5012713089567

SPECIFICATIONS

ELECTRIC HOT WATER PRESSURE WASHERS

SIP PH720/100 Hot Water ITEM NO: 08958

The Tempest PH720/100 Hot Pressure Washer is a heavy-duty hot washer with a high pressure detergent suction, and a thermally-protected 4-pole motor with 'Total Stop' function.

Key Features:

- 3000w (4.0hp) 1400rpm 4-pole motor
- 1450psi (100 bar) maximum pressure
- 720 litres/hour maximum water flow rate
- 110°C boiler-fired hot water temperature
- 18L diesel boiler capacity / 3.5L detergent
- 10 metre hose w/ rugged bent pistol lance
- Built-in water softener and descaling tank
- Total Stop - power stops when not used
- Durable integral ceramic pistons

What's in the box?

1x pressure washer, pistol type heavy-duty metal lance with adjustable nozzle and 10 metre hose



ALL-METAL BRASS-HEADED
TRIPLEX CRANK-SHAFT PUMP
FITTED



EASY-TO-USE CONTROL
PANEL



FRONT CASTOR WITH
LOCKING BRAKE



EASY INTERNAL ACCESS



DETERGENT TANK
FILLER



WATER HEATER EXHAUST
OUTLET



HEAVY-DUTY PUMP

**BRASS-HEADED
TRIPLEX PUMP**

**110°C
MAXIMUM WATER
TEMPERATURE**

**ITEM NO: 08956
3000 W (3 HP)
1400 rpm
4-POLE MOTOR**



MODEL	SIP PH700/100 HOT WATER
PRODUCT CODE	08958
Output Supply	230 V (13 A)
Brushless Induction Motor	3000 W (4 HP), 1400 rpm, 4-pole
Maximum / Working Pressure	1450 psi (100 bar)
Water Flow Rate	720 Ltr/hr
Maximum Water Temperature	Up to 110°C
Pump Type	All-metal Brass-Headed Triplex
Hose Length	10 metre
Detergent Tank	3.5 Litre
Boiler Fuel Tank Capacity	18 Litre
Noise Level	92 dB(A)
Weight	120 kg
Packaged Dimensions	950 x 620 x 850 mm
Barcode Number	5012713089581

SPECIFICATIONS

PETROL ENGINE PRESSURE WASHERS

SIP PPB480/160 Bowser ITEM NO: 08916

The SIP PPB480/160 is a Honda™ petrol pressure washer fitted with a self-priming Triplex pump, and a huge 120 litre polyethylene water tank. Italian-built with a 2 year warranty.

Key Features:

- Honda GX160 5.5hp petrol engine
- 2320psi (160 bar) maximum pressure
- 480 litres/hour maximum water flow rate
- 120 litre heavy-duty polythene water tank
- Triplex brass-headed crank-shaft pump
- Bent lance with detergent head
- Regulated low-pressure detergent suction
- Swivel connector
- Integrated professional unloader valve

What's in the box?

1x pressure washer, pistol type heavy-duty metal lance with adjustable nozzle, hose reel with 15 metre hose



ALL-METAL BRASS-HEADED
TRIPLEX CRANK-SHAFT PUMP
FITTED



POWERFUL AND PORTABLE



EXTERNAL SUCTION FILTER



**BRASS-HEADED
TRIPLEX PUMP**



**5.5 HP
ENGINE**

**2 YEAR
WARRANTY**

MODEL	SIP PPB480/160 BOWSER
PRODUCT CODE	08916
Engine	GX160 Honda
Maximum Pressure	2320 psi (160 bar)
Water Flow Rate	480 Ltr/hr
Tank/Bowser Capacity	120 Litres
Pump Type	All-metal Brass-Headed Triplex
Hose Length	15 metre
Fuel Tank Capacity	3.6 Litres
Noise Level	106 dB(A)
Weight	70 kg
Packaged Dimensions	1100 x 780 x 1180 mm
Barcode Number	5012713089161

SPECIFICATIONS



Don't forget
**HONDA ENGINE
SERVICE PARTS & SIP OIL**
See page 46

**POWERED by
HONDA™**
3 year engine warranty

The Honda GX series engines offer outstanding reliability, excellent build quality, compact design, low oil alert and come with a 3 year manufacturer warranty

PETROL ENGINE PRESSURE WASHERS

SIP TP420/130 ITEM NO: 08912

The SIP TP420/130 Petrol Pressure Washer is a small and compact unit that provides great power and reliability. It features an pull-start engine, high pressure lance and adjustable nozzles.

Key Features:

- Pull-starting engine mechanism
- Adjustable nozzles for high versatility
- Durable high pressure hose and lance
- Lance storage rack and hose hanger
- Mounted on anti-vibration mounts
- Strong carry handle with foam grip

1.49cc
ENGINE

1885 psi
PRESSURE

AXIAL
PUMP



REAR LANCE AND HOSE
STORAGE RACK



MODEL	SIP TP420/130
PRODUCT CODE	08912
Engine	149cc OHV Petrol
Maximum Pressure	1885 psi (130 bar)
Water Flow Rate	420 Ltr/hr
Hose Length	5 metre
Pump Type	Axial
Lance Type	Adjustable nozzle
Fuel Tank Capacity	750 ml
Weight	18 kg
Packaged Dimensions	820 x 750 x 860 mm
Barcode Number	5012713089123

SPECIFICATIONS

SIP TP550/206 ITEM NO: 08918

The SIP TP550/206 is a petrol-driven pressure washer fitted with a powerful 7.0hp petrol engine. It comes with 5 interchangeable nozzles and a heavy duty lance, and is ideal for farming or contractor use.

Key Features:

- Low oil protection helps prevent damage
- Compact and lightweight upright frame
- Wheel-mounted for easy movement



EASY-PULL ENGINE
START



HEAVY-DUTY PUMP



INTERCHANGEABLE
SPRAY NOZZLES



HEAVY-DUTY WHEEL
MOUNTED FRAME

7 HP
ENGINE

3000 psi
PRESSURE

AXIAL
PUMP

MODEL	SIP TP550/206
PRODUCT CODE	08918
Engine	7 HP (5.2 kW) 4-stroke OHV Petrol
Maximum Pressure	3000 psi (207 bar)
Water Flow Rate	545 Ltr/hr
Hose Length	7 metre
Pump Type	Axial
Lance Type	Heavy Duty with 5x spray nozzles
Fuel Tank Capacity	3.6 Litres
Weight	30 kg
Packaged Dimensions	655 x 555 x 510 mm
Barcode Number	5012713089185

SPECIFICATIONS

PETROL ENGINE PRESSURE WASHERS

SIP TP650/175 ITEM NO: 08923

SIP TP760/190 ITEM NO: 08925

SIP TP1020/250 ITEM NO: 08930

SIP Trade Petrol Pressure Washers are perfect for any situation where no mains power supply is available, such as on-site or mobile work, agricultural applications, construction, and in automotive markets. These washers are constructed with durable brass head pumps and brass fittings for an overall longer service life. A number of these units also implement a folding frame for storage.

Key Features:

- Durable brass-headed pumps with brass fittings
- Low oil protection helps prevent damage
- Wheel mounted folding frame design with large pneumatic tyres for easy movement



SPACE SAVING
FOLDING FRAME
DESIGN



BRASS-HEADED
PUMPS



INTERCHANGEABLE NOZZLES WITH
INTEGRATED FRAME-MOUNTED
HOLDER



08923

08925

08930



Don't forget
**PRESSURE WASHER
ACCESSORIES**
See page 47

**6.5 HP
ENGINE**

**13 HP
ENGINE**

**AXIAL
PUMP**

**TRIPLEX
PUMP**

MODEL	SIP TP650/175	SIP TP760/190	SIP TP1020/250
PRODUCT CODE	08923	08925	08930
Engine	6.5 HP (4.8 kW) Petrol	6.5 HP (4.8 kW) Petrol	13 HP (9.7 kW) 4-stroke OHV Petrol
Maximum Pressure	2540 psi (175 bar)	2760 psi (190 bar)	3600 psi (248 bar)
Water Flow Rate	650 Ltr/hr	750 Ltr/hr	1020 Ltr/hr
Hose Length	8 metre	10 metre	9 metre
Pump Type	Axial	Triplex Crank-Shaft	Triplex Crank-Shaft
Lance Type	Heavy Duty with 5x spray nozzles	Heavy Duty with 5x spray nozzles	Heavy Duty with 5x spray nozzles
Fuel Tank Capacity	3.6 Litre	3.6 Litre	3.6 Litre
Weight	47 kg	50 kg	30 kg
Packaged Dimensions	710 x 400 x 475 mm	720 x 400 x 485 mm	790 x 510 x 610 mm
Barcode Number	5012713089239	5012713089253	5012713089307

SPECIFICATIONS

PETROL ENGINE KOHLER PRESSURE WASHERS

SIP PP570/150WM ITEM NO: 08442

SIP PP660/165WM ITEM NO: 08446

SIP PP760/190WM ITEM NO: 08443

**3 YEAR
ENGINE
WARRANTY**

Our range of Kohler® engine petrol powered pressure washers boast fantastic power output and 3 year manufacturer engine warranty.

Key Features:

- Quad Clean™ heavy-duty cyclonic air cleaner - cyclonic action forces large particles of contaminants out of the engine
- Engineered for enhanced durability
- Oversized mufflers, steel forged crankshafts and oversized ignition systems



**QUAD-CLEAN™ CYCLONIC
air cleaner**

© Copyright Kohler Co.



**BRASS-HEADED
PUMPS**



**INTERCHANGEABLE NOZZLES WITH
INTEGRATED FRAME-MOUNTED
HOLDER**



08443

KOHLER
3 year engine warranty

Relentless Power.
Legendary Performance.



**SUCKS
WATER**
(08446)

**AXIAL
PUMP**

**TRIPLEX
PUMP**



Don't forget
**KOHLER ENGINE
SERVICE PARTS & SIP OIL**
See page 46

MODEL	SIP PP570/150WM	SIP PP660/165WM	SIP PP760/190WM
PRODUCT CODE	08442	08446	08443
Engine	7 HP Kohler	7 HP Kohler	7 HP Kohler
Maximum Pressure	2175 psi (150 bar)	2393 psi (165 bar)	2760 psi (190 bar)
Water Flow Rate	570 Ltr/hr	660 Ltr/hr	756 Ltr/hr
Hose Length	8 metre (heavy duty rubber)	8 metre (heavy duty rubber)	10 metre
Pump Type	Brass-Headed Axial	Brass-Headed Axial	Brass-Headed Triplex Crank-Shaft
Lance Type	Heavy Duty with 5x spray nozzles	Heavy Duty with 5x spray nozzles	Heavy Duty with 5x spray nozzles
Sucks Water	-	Up to 2 metres*	-
Fuel Tank Capacity	4.1 Litres	4.1 Litres	4.1 Litres
Weight	38 kg	40 kg	42 kg
Packaged Dimensions	650 x 560 x 620 mm	650 x 560 x 620 mm	650 x 560 x 620 mm
Barcode Number	5012713084425	5012713084463	5012713084432

* Low pressure priming necessary

SPECIFICATIONS

PETROL ENGINE KOHLER PRESSURE WASHERS

SIP PP960/210WM ITEM NO: 08448


SIP PP960/280WM ITEM NO: 08450

3 YEAR
ENGINE
WARRANTY

Heavy-duty pressure washers with 14 HP Kohler® engines petrol generators which boast fantastic power output and 3 year manufacturer engine warranty.

Key Features:

- Quad Clean™ heavy-duty cyclonic air cleaner - cyclonic action forces large particles of contaminants out of the engine
- Engineered for enhanced durability
- Oversized mufflers, steel-forged crankshafts and oversized ignition systems
- Engine designed in the USA



© Copyright Kohler Co.



SPACE-SAVING
FOLDING FRAME
DESIGN



08450

KOHLER
3 year engine warranty

Relentless Power.
Legendary Performance.



SUCKS
WATER

DUAL
LANCE

TRIPLEX
PUMP



BRASS HEADED
PUMPS

MODEL	SIP PP960/210WM	SIP PP960/280WM
PRODUCT CODE	08448	08450
Engine	14 HP Kohler	14 HP Kohler
Maximum Pressure	3045 psi (210 bar)	4005 psi (276 bar)
Water Flow Rate	960 Ltr/hr	960 Ltr/hr
Hose Length	10 metre (heavy duty rubber)	10 metre (heavy duty rubber)
Pump Type	Brass-Headed Triplex Crank-Shaft	Brass-Headed Triplex Crank-Shaft
Lance Type	Dual with high-low side handle adjustment	Dual with high-low side handle adjustment
Sucks Water	Up to 2 metres*	Up to 2 metres*
Fuel Tank Capacity	7.3 Litres	7.3 Litres
Weight	77 kg	78 kg
Packaged Dimensions	650 x 560 x 620 mm	650 x 560 x 620 mm
Barcode Number	5012713084487	5012713084500

* Low pressure priming necessary

SPECIFICATIONS

PETROL ENGINE HONDA PRESSURE WASHERS

SIP TPHGP570/150 ITEM NO: 08642

SIP TPHGP660/165 ITEM NO: 08646

SIP TPHGP760/190 ITEM NO: 08643

These petrol-powered pressure washer units are constructed with ultra-reliable and heavy-duty Honda™ GP engines, providing more flexibility and power whenever it is needed, and are ideal for both trade and professional applications in all environments thanks to a rugged construction.

Key Features:

- Heavy-duty Italian-built brass-headed pump
- Space-saving powder-coated folding frame
- Large pneumatic tyres for easy movement
- Heavy-duty metal lance and hose storage



SPACE-SAVING
FOLDING FRAME
DESIGN



08643



08642



08646

POWERED by
HONDA™
2 year engine warranty

The **Honda GP series engines** offer outstanding reliability, excellent build quality, compact design, low oil alert and come with a 2 year manufacturer warranty



BUILT AND
TESTED BY
SIP IN THE UK

**SUCKS
WATER**
(08646)

**AXIAL
PUMP**

**TRIPLEX
PUMP**



Don't forget
**HONDA ENGINE
SERVICE PARTS & SIP OIL**
See page 46

MODEL	SIP TPHGP570/150	SIP TPHGP660/165	SIP TPHGP760/190
PRODUCT CODE	08642	08646	08643
Engine	GP150 Honda	GP200 Honda	GP200 Honda
Maximum Pressure	2175 psi (150 bar)	2393 psi (165 bar)	2760 psi (190 bar)
Water Flow Rate	570 Ltr/hr	660 Ltr/hr	756 Ltr/hr
Hose Length	8 metre (heavy duty rubber)	8 metre (heavy duty rubber)	10 metre
Pump Type	Brass-Headed Axial	Brass-Headed Axial	Brass-Headed Triplex Crank-Shaft
Lance Type	Heavy Duty with adjustable nozzle	Heavy Duty with adjustable nozzle	Heavy Duty with 5x spray nozzles
Sucks Water	-	Up to 2 metres*	-
Fuel Tank Capacity	3.6 Litres	3.6 Litres	3.6 Litres
Weight	30.5 kg	43 kg	37 kg
Packaged Dimensions	650 x 560 x 620 mm	650 x 560 x 620 mm	650 x 560 x 620 mm
Barcode Number	5012713086429	5012713086467	5012713086436

* Low pressure priming necessary

SPECIFICATIONS

PETROL ENGINE HONDA PRESSURE WASHERS

SIP PP660/165 ITEM NO: 08946

SIP PP760/190 ITEM NO: 08943

SIP PP960/210 ITEM NO: 08948

SIP PP960/280 ITEM NO: 08950

These petrol-powered pressure washer units are constructed with ultra-reliable and heavy-duty Honda™ GX engines, providing more flexibility and power whenever it is needed, and are ideal for both trade and professional applications in all environments thanks to a rugged construction.

Key Features:

- Heavy-duty Italian-built brass-headed pump
- Space-saving powder-coated folding frame
- Large pneumatic tyres for easy movement
- Heavy-duty metal lance and hose storage

**3 YEAR
ENGINE
WARRANTY**



08946



08950

PRESSURE
WASHERS

POWERED by
HONDA™
3 year engine warranty

The Honda GX series engines offer outstanding reliability, excellent build quality, compact design, low oil alert and come with a 3 year manufacturer warranty



SUCKS WATER
(08948 & 08950)

DUAL LANCE
(08948 & 08950)

**AXIAL
PUMP**

**TRIPLEX
PUMP**

SPACE-SAVING
FOLDING FRAME
DESIGN



MODEL	SIP PP660/165	SIP PP760/190	SIP PP960/210	SIP PP960/280
PRODUCT CODE	08946	08943	08948	08950
Engine	GX160 Honda	GX200 Honda	GX340 Honda	GX390 Honda
Maximum Pressure	2393 psi (165 bar)	2760 psi (190 bar)	3045 psi (210 bar)	4005 psi (276 bar)
Water Flow Rate	660 Ltr/hr	756 Ltr/hr	960 Ltr/hr	960 Ltr/hr
Hose Length	8 metre (heavy duty rubber)	10 metre (heavy duty rubber)	10 metre (heavy duty rubber)	10 metre (heavy duty rubber)
Pump Type	Brass-Headed Axial	Brass-Headed Triplex Crank-Shaft	Brass-Headed Triplex Crank-Shaft	Brass-Headed Triplex Crank-Shaft
Lance Type	Heavy Duty with adjustable nozzle	Heavy Duty with 5x spray nozzles	Dual with high-low side handle adjustment	Dual with high-low side handle adjustment
Sucks Water	Up to 2 metres*	-	Up to 2 metres*	Up to 2 metres*
Fuel Tank Capacity	3.6 Litres	3.6 Litres	6 Litres	6 Litres
Weight	38 kg	42 kg	73 kg	73 kg
Packaged Dimensions	650 x 560 x 620 mm	650 x 560 x 620 mm	650 x 560 x 620 mm	650 x 560 x 620 mm
Barcode Number	5012713089468	5012713089437	5012713089482	5012713089505

* Low pressure priming necessary

SPECIFICATIONS

GEARBOX DRIVEN PUMP PRESSURE WASHERS

Available as trade diesel, petrol or professional Honda petrol editions.

The gearbox reduces the pump speed for less wear and tear and prolonged life, without affecting performance.

Product features and benefits include:

- Ideal for farming or contractor use with powerful engines and large pneumatic tyres

- Super space-saving powder-coated folding frame for easy storage
- Low oil protection prevents engine damage
- Heavy-duty metal lance
- Nozzles included

50% REDUCED PUMP SPEED

Gearbox reduces the pump speed resulting in less wear and tear and prolonged life



SIP TPG680/210 ITEM NO: 08926

Featuring a powerful 6hp engine, this gearbox-driven pressure washer is ideal for various applications where mains power may not be available. A strong powder-coated construction means long life and optimum performance.

Key Features:

- Wheel-mounted folding frame design
- Integrated nozzle storage on top panel
- Highly portable and easy storage

6.5 HP
ENGINE

REDUCING
GEARBOX

TRIPLEX
PUMP

MODEL	SIP TPG680/210
PRODUCT CODE	08926
Engine	6.5 HP Petrol
Maximum Pressure	3000 psi (207 bar)
Water Flow Rate	676 Ltr/hr
Hose Length	9 metre
Pump Type	Brass-Headed Triplex Crank-Shaft
Lance Type	Heavy Duty with 5x spray nozzles
Fuel Tank Capacity	3.6 Litres
Weight	42 kg
Packaged Dimensions	770 x 410 x 500 mm
Barcode Number	5012713089260

SPECIFICATIONS



SIP TDG1021/250 Diesel ITEM NO: 08928

A strong and exceptionally heavy-duty gearbox-driven diesel pressure washer suitable for intense trade, professional, and industrial applications. This washer has a reliable electric-starting system for easy operation and life.

Key Features:

- Reliable electric-starting system
- Full wheel-mounted trolley design
- Integrated nozzle storage on top panel
- Brass-headed pump for long life
- Built and tested by SIP in the UK

DIESEL
POWERED

10 HP
ENGINE

REDUCING
GEARBOX

TRIPLEX
PUMP

MODEL	SIP TDG1021/250 DIESEL
PRODUCT CODE	08928
Engine	10 HP Diesel
Maximum Pressure	3600 psi (248 bar)
Water Flow Rate	1002 Ltr/hr
Hose Length	9 metre
Pump Type	Brass-Headed Triplex Crank-Shaft
Lance Type	Heavy Duty with 5x spray nozzles
Fuel Tank Capacity	5.5 Litres
Weight	106 kg
Packaged Dimensions	800 x 540 x 650 mm
Barcode Number	5012713089284

SPECIFICATIONS



GEARBOX DRIVEN PUMP PRESSURE WASHERS

SIP PPG680/210 ITEM NO: 08947

**3 YEAR
ENGINE
WARRANTY**

A gearbox-driven pressure washer fitted with a heavy-duty and ultra reliable Honda GX200 petrol engine, which is covered by a 3 year warranty. Ideal for trade and professional applications, as well as farming and contractor use.

Key Features:

- Powder-coated folding frame design
- Large pneumatic tyres for movement
- Integrated nozzle storage on top panel

POWERED by
HONDA™
3 year engine warranty

The **Honda GX series engines** offer outstanding reliability, excellent build quality, compact design, low oil alert and come with a 3 year manufacturer warranty

MODEL	SIP TPHGP760/190
PRODUCT CODE	08643
Engine	GP200 Honda
Maximum Pressure	2760 psi (190 bar)
Water Flow Rate	756 Ltr/hr
Hose Length	10 metre
Pump Type	Brass-Headed Triplex Crank-Shaft
Lance Type	Heavy Duty with 5x spray nozzles
Fuel Tank Capacity	3.6 Litres
Weight	37 kg
Packaged Dimensions	650 x 560 x 620 mm
Barcode Number	5012713086436

SPECIFICATIONS



PRESSURE
WASHERS

BUILT AND
TESTED BY
SIP IN THE UK

REDUCING
GEARBOX

TRIPLEX
PUMP

SIP PPG1002/250 ITEM NO: 08952

**3 YEAR
ENGINE
WARRANTY**

A gearbox-driven pressure washer fitted with a heavy-duty and ultra reliable Honda GX390 petrol engine, which is covered by a 3 year warranty. Ideal for trade and professional applications, as well as farming and contractor use.

Key Features:

- Heavy-duty metal dual lance with high-low side handle adjustment
- Full frame 'wheel-barrow' design
- Large pneumatic tyres for movement

POWERED by
HONDA™
3 year engine warranty

The **Honda GX series engines** offer outstanding reliability, excellent build quality, compact design, low oil alert and come with a 3 year manufacturer warranty

MODEL	SIP PPG1002/250
PRODUCT CODE	08952
Engine	GX390 Honda
Maximum Pressure	3600 psi (248 bar)
Water Flow Rate	1002 Ltr/hr
Hose Length	10 metre
Pump Type	Brass-Headed Triplex Crank-Shaft
Lance Type	Dual with high-low side handle adjustment
Fuel Tank Capacity	6 Litres
Weight	72 kg
Packaged Dimensions	1200 x 600 x 670 mm
Barcode Number	5012713089529

SPECIFICATIONS



BUILT AND
TESTED BY
SIP IN THE UK

DUAL
LANCE

REDUCING
GEARBOX

TRIPLEX
PUMP

ELECTRIC SUBMERSIBLE PUMPS

SIP SUB 1040-FS ITEM NO: 06863

SIP SUB 1075-FS Dirty Water ITEM NO: 06867

SIP SUB 1100-SS Dirty Water ITEM NO: 06869

A new generation of submersible water pumps, with some units suitable for both clean and dirty water. These are designed to be super heavy-duty, and to meet the demands of a variety of domestic and commercial water pumping needs.

Key Features:

- Operating depth of up to 8 metres
- Float switch protects from running dry
- Super heavy-duty plastic housing, or stainless steel casing for 06869
- Compact and lightweight design



06869



06863



06867

NOTE: NOT SUITABLE FOR PERMANENT INSTALLATION

MODEL	SIP SUB 1040-FS	SIP SUB 1075-FS DIRTY WATER	SIP SUB 1100-SS DIRTY WATER
PRODUCT CODE	06863	06867	06869
Input Supply	230 V (13 A)	230 V (13 A)	230 V (13 A)
Motor	400 W (0.5 HP)	750 W (1 HP)	1000 W (1.3 HP)
Water Flow Rate	150 Ltr/min	225 Ltr/min	242 Ltr/min
Maximum Pumping Head	8 metres	8 metres	11 metres
Maximum Operating Depth	7 metres	7 metres	8 metres
Maximum Particle Diameter	5 mm	35 mm	35 mm
Outlet Diameter	25 to 40 mm Ø 1" BSP	25 to 40 mm Ø 1" BSP	25 to 40 mm Ø 1" BSP
Float Switch	✓	✓	✓
Cable Length	10 metres	10 metres	10 metres
Maximum Water Temperature	35°C	35°C	35°C
Protection	IPX8	IPX8	IPX8
Weight	4.2 kg	5.3 kg	6.6 kg
Packaged Dimensions	341 x 212 x 162 mm	358 x 212 x 162 mm	354 x 215 x 176 mm
Barcode Number	5012713068630	5012713068678	5012713068692

FLOAT SWITCH

230 V SUPPLY

SPECIFICATIONS

ELECTRIC SUBMERSIBLE PUMPS

SIP SUB 2012-FS Dirty Water ITEM NO: 06817

SIP SUB 2020-SS Dirty Water ITEM NO: 06819

Submersible pumps suitable for more heavy-duty applications, due in part of their rugged and durable copper-wound motors. They all run from a domestic 230v supply, and therefore suitable for domestic and commercial water pumping needs.

Key Features:

- Rugged and reliable copper-wound motors
- Float switch protects against running dry
- Heavy-duty plastic housing, or stainless steel casing for 06819 2020-SS pump
- Compact and lightweight design



SUBMERSIBLE
WATER PUMPS

NOTE: NOT SUITABLE FOR PERMANENT INSTALLATION

MODEL	SIP SUB 2012-FS DIRTY WATER	SIP SUB 2020-SS DIRTY WATER
PRODUCT CODE	06817	06819
Input Supply	230 V (13 A)	230 V (13 A)
Motor	550 W (0.7 HP) - COPPER WOUND	750 W (1 HP) - COPPER WOUND
Water Flow Rate	200 Ltr/min	233 Ltr/min
Maximum Pumping Head	6 metres	8 metres
Maximum Particle Diameter	25 mm	35 mm
Outlet Diameter	25 to 32 mm	25 to 32 mm
Float Switch	✓	✓
Maximum Water Temperature	35°C	35°C
Protection	IPX8	IPX8
Cable Length	10 metres	10 metres
Weight	5.8 kg	7 kg
Packaged Dimensions	225 x 190 x 350 mm	210 x 175 x 350 mm
Barcode Number	5012713068173	5012713068197

COPPER WOUND
MOTOR

FLOAT
SWITCH

230 V
SUPPLY

SPECIFICATIONS

ELECTRIC & PETROL SURFACE PUMPS

SIP EP2M Electric Surface Pump ITEM NO: 07614

A powerful electric surface-mounted pump ideal for general pumping and draining applications at home and in a trade capacity. A heavy-duty construction ensures long life and optimum performance.

Key Features:

- Heavy-duty cast iron housing
- Brass impeller with easy access
- Thermal overload protection



COPPER WOUND MOTOR

MODEL	SIP EP2M SURFACE PUMP
PRODUCT CODE	07614
Input Supply	230 V (13 A)
Motor	550 W (0.7HP) - COPPER WOUND
Water Flow Rate	40 Ltr/min
Maximum Pumping Head	40 metres
Maximum Suction Head	8 metres
Outlet Diameter	1" (25.4 mm)
Cable Length	0.5 metres
Protection	IPX4
Weight	6 kg
Packaged Dimensions	275 x 160 x 170 mm
Barcode Number	5012713076147

SPECIFICATIONS



SIP 2" Petrol-Driven Surface Water Pump ITEM NO: 03933

SIP 3" Petrol-Driven Surface Water Pump ITEM NO: 04919

Robust petrol-driven surface-mounted water pumps fitted with a powerful 7hp 4-stroke engine. Suitable for the most intense of applications across all environments.

Key Features:


- 2" and 3" suction outlet options
- Low oil shutdown helps prevent damage
- Heavy-duty volute housing for strength
- Fixed into a robust carry frame



04919 accessories



03933



04919

7 HP ENGINE

MODEL	SIP 2" PETROL-DRIVEN SURFACE WATER PUMP	SIP 3" PETROL-DRIVEN SURFACE WATER PUMP
PRODUCT CODE	03933	04919
Engine	7 HP (5.2 kW) Petrol 4-stroke	7 HP (5.2 kW) Petrol 4-stroke
Water Flow Rate	600 Ltr/min	1000 Ltr/min
Maximum Pumping Head	28 metres	28 metres
Maximum Suction Head	8 metres	8 metres
Suction Outlet Diameter	2"	3"
Fuel Tank Capacity	3.2 Litres	3.6 Litres
Weight	24 kg	30 kg
Packaged Dimensions	506 x 421 x 421 mm	450 x 415 x 520 mm
Barcode Number	5012713039333	5012713049196

SPECIFICATIONS



Don't forget
WATER PUMP ACCESSORIES
See page 48

DIESEL SURFACE WATER PUMP & FUEL TRANSFER PUMP

SIP 3" Diesel-Driven Surface Water Pump ITEM NO: 04939

A heavy-duty surface-mounted water pump driven by a powerful electric-starting 5hp diesel engine. Suitable the most intense of applications across all environments. Fixed into a robust carry frame.

Key Features:

- Electric-starting diesel engine
- Low oil shutdown helps prevent damage
- Super durable rugged cast iron impeller
- Heavy-duty volute housing for strength

5 HP ENGINE

DIESEL POWERED

MODEL	SIP 3" DIESEL-DRIVEN SURFACE WATER PUMP
PRODUCT CODE	04939
Engine	5 HP (3.7 kW) Diesel
Water Flow Rate	1000 Ltr/min
Maximum Pumping Head	26 metres
Maximum Suction Head	6 metres
Suction Outlet Diameter	3"
Fuel Tank Capacity	3.3 Litres
Weight	54 kg
Packaged Dimensions	450 x 415 x 415 mm
Barcode Number	5012713049394

SPECIFICATIONS




WATER & DIESEL PUMPS

SIP 12v Diesel Transfer Pump ITEM NO: 06801

SIP 24v Diesel Transfer Pump ITEM NO: 06803

Transfer pumps designed for the safe transfer of diesel fuels.

The kit is self-priming and is available in 12v and 24v, therefore catering for numerous applications in various domestic, trade, and professional applications, giving optimum performance and reliability.



12 V

24 V

MODEL	SIP 12 V DIESEL TRANSFER PUMP	SIP 24 V DIESEL TRANSFER PUMP
PRODUCT CODE	06801	06803
Input Voltage	12 V DC	24 V DC
Motor	140 W	140 W
Fuel Flow Rate	40 Ltr/min	40 Ltr/min
Duty Cycle	30 minutes	30 minutes
Suction Hose Length	2 metres	2 metres
Delivery Hose Length	4 metres	4 metres
Weight	7 kg	7 kg
Packaged Dimensions	430 x 370 x 370 mm	430 x 370 x 370 mm
Barcode Number	5012713068012	5012713068036

SPECIFICATIONS

GENERATOR ACCESSORIES

SIP Generator Adaptors / Plugs

- Quality 13/16 A generator plugs and adaptors
- Specially designed for reliable, maintenance free operation
- Heavy duty casings

SIP Generator Adaptors / Plugs

SIP Code	DESCRIPTION	Barcode Number
04592	13/16 A Socket Adaptor (230 V)	5012713045921
04595	16 A Generator Plug (230 V)	5012713045952



SIP Advanced Engine Oil

ITEM NO: 02419

- Formulated with high quality mineral oils which contain selected additives
- Controls high temperature 'varnish'
- Gives maximum protection at all times
- Good anti-wear and carbon dispersancy
- For use with 4 stroke engines + equipment
- Supplied in 1 litre container

Barcode Number: 5012713024193



SIP Honda™ and Kohler® Engine Service Parts / Kits

A range of service kits for our range of Honda and Kohler petrol engine powered generators and pressure washers.



SIP Petrol Engine Service Parts - HONDA

SIP Code	DESCRIPTION	Barcode Number
14552	Air Filter for GX160 / GP200 engines	5012713145522
14553	Air Filter for GX240 / GX270 engines	5012713145539
14564	Air Filter for GX340 / GX390 engines	5012713145645
14594	Spark plug for all Honda GP and GX engines	5012713145942



SIP Petrol Engine Service Kits - KOHLER

SIP Code	DESCRIPTION	Barcode Number
04480	KOHLER Service Kit for CH270 - 7 HP	5012713044801
04482	KOHLER Service Kit for CH395 - 9.5 HP	5012713044825
	KOHLER Service Kit for CH440 - 14 HP	

PRESSURE WASHER ACCESSORIES

SIP Patio Cleaner

ITEM NO: 08905

- Ideal for patios, walls and floors
- For use with SIP Item No: 08900, 08904

Barcode Number: 5012713089055

SIP Patio Cleaner

ITEM NO: 08911

- Ideal for patios, walls and floors
- Complete with support handle
- For use with SIP Item No: 08900, 08904, 08932, 08934 and 08936

Barcode Number: 5012713089116

SIP Patio Cleaner

ITEM NO: 08906

- Ideal for patios, walls and floors
- For use with SIP Item No: 08910

Barcode Number: 5012713089062

SIP Fixed Pressure Washer Brush

ITEM NO: 08907

- Increased cleaning efficiency
- Ideal for use on car alloy wheels
- For use with SIP Item No: 08910

Barcode Number: 5012713089079

SIP Angle Rotary Pressure Washer Brush

ITEM NO: 08908

- Multi-angle adjustment
- For use with SIP Item No: 08910

Barcode Number: 5012713089086

SIP Pressure Washer Detergent

ITEM NO: 02385

- Multi-angle adjustment
- For use with SIP Item No: 08910

Barcode Number: 5012713089086



SIP 20 Litre Steel Fuel Can

ITEM NO: 04568

- Heavy-duty steel construction
- 20 litre capacity

Barcode Number: 5012713045686



SIP Fuel Can Flexi-Spout

ITEM NO: 04569

- Directional flexi-spout
- Allows for safe dispensing of fuel
- Heavy duty construction
- For use with item: 04568

Barcode Number: 5012713045693



WATER PUMP ACCESSORIES

07623 ►



SIP Suction Hoses

SIP Suction hoses meet the demands of a wide range of commercial and domestic water pumping applications. Featuring a vacuum sealed spiral reinforced design.


SIP Suction Hoses

SIP Code	DESCRIPTION	Length	Barcode Number
07673	1" Super Strength	10 metre	5012713076734
07623	2" Super Strength	10 metre	5012713076239
07595	3" Super Strength	10 metre	5012713075959

07622 ►

07621 ►

◄ 07630



SIP Layflat Delivery Hoses

SIP Suction hoses meet the demands of a wide range of commercial and domestic water pumping applications. Featuring high quality reinforced PVC layflat design.

SIP Delivery Hoses

SIP Code	DESCRIPTION	Length	Barcode Number
07671	1" Layflat	10 metre	5012713076710
07615	1 ¼" Layflat	10 metre	5012713076154
07630	1 ½" Layflat	10 metre	5012713076307
07631	1 ½" Layflat	100 metre	5012713076314
07621	2" Layflat	10 metre	5012713076215
07622	2" Layflat	100 metre	5012713076222
07692	3" Layflat	10 metre	5012713076925

Available NOW!

PRODUCT
CATALOGUE

WELDING
METALWORK

PRODUCT
CATALOGUE

AIR COMPRESSORS
AIR TOOLS

PRODUCT
CATALOGUE

LIFTING &
AUTOMOTIVE

PRODUCT
CATALOGUE

WOODWORKING

Conversion Tables

Millimetres to Inches

Millimetres (mm)	Inches (ins)	Millimetres (mm)	Inches (ins)	Millimetres (mm)	Inches (ins)	Millimetres (mm)	Inches (ins)
1	0.039	7	0.276	40	1.575	100	3.937
2	0.079	8	0.315	50	1.969	200	7.874
3	0.118	9	0.354	60	2.362	300	11.811
4	0.157	10	0.394	70	2.756	400	15.748
5	0.197	20	0.787	80	3.150	500	19.685
6	0.236	30	1.181	90	3.543	1000	39.37

Metres to Feet

Metres (m)	Feet (ft)	Metres (m)	Feet (ft)	Metres (m)	Feet (ft)	Metres (m)	Feet (ft)
1	3.281	6	19.685	20	65.617	70	229.659
2	6.562	7	22.966	30	98.425	80	262.467
3	9.843	8	26.247	40	131.234	90	295.276
4	13.123	9	29.528	50	164.042	100	328.084
5	16.404	10	32.808	60	196.85		

Bar to PSI

Bar	PSI	Bar	PSI	Bar	PSI	Bar	PSI
1	14.5	6	87.02	20	290.1	70	1015
2	29.01	7	101.5	30	435.1	80	1160
3	43.51	8	116	40	580.2	90	1305
4	58.02	9	130.5	50	725.2	100	1450
5	72.52	10	145	60	870.2	150	2176

Kilograms to Stones/Pounds/Ounces

Kilograms (kg)	Stones/lbs/oz	Kilograms (kg)	Stones/lbs/oz	Kilograms (kg)	Stones/lbs/oz	Kilograms (kg)	Stones/lbs/oz
1	2 lb 3 oz	10	1 st 8 lbs	60	9st 6lbs	200	31st 69lb
2	4 lb 6 oz	20	3 st 2 lb	70	11st 00lb	300	47st 34lb
4	8 lb 13 oz	30	4 st 10 lbs	80	12st 8lb	400	62st 138lb
6	13 lb 3 oz	40	6st 4lbs	90	14st 2lb	500	78st 103lb
8	1 st 3 lb 10 oz	50	7st12lbs	100	15st10lb	1000	157st 66lb

Horsepower to Kilowatt

Horsepower (HP)	Kilowatt (kW)	Horsepower (HP)	Kilowatt (kW)	Horsepower (HP)	Kilowatt (kW)
1	0.746	6	4.474	11	8.203
2	1.491	7	5.220	12	8.948
3	2.237	8	5.966	13	9.694
4	2.983	9	6.711	14	10.440
5	3.729	10	7.457	15	11.186

Conversion Guide

To Convert From:	Multiply By	To Convert To:
Bar	14.503	PSI - Pounds per sq. inch
PSI - Pounds per sq. inch	0.069	Bar
L/s - Litres per second	2.119	CFM - Cubic feet per minute
CFM - Cubic feet per minute	0.472	L/s - litres per seconds
L/m - litres per minute	0.035	CFM - Cubic feet per minute
CFM - Cubic feet per minute	28.316	L/min - Litres per minute
Kilowatts (kW)	1.34	Horsepower (hp)
	100	Centimetre (cm)
Metres (m)	3.281	Feet (ft)
	39.37	Inches (in.)
	1.094	Yards (yd)
	0.1	Centimetres (cm)
Millimetres (mm)	0.039	Inches (in)
	0.001	Metres (m)
Pounds (lb)	0.454	Kilograms (kg)
Kilograms (kg)	2.205	Pounds (lb)

SIP (INDUSTRIAL PRODUCTS) LIMITED

Gelders Hall Road, Shepshed, Loughborough, Leicestershire LE12 9NH UK

www.sip-group.com



GENERAL ENQUIRIES

Tel: 01509 500300

Fax: 01509 503154

TECHNICAL / AFTER-SALES SERVICE

Tel: 01509 500400

Fax: 01509 500456

Email: technical@sip-group.com

SALES

Tel: 01509 500500

Fax: 01509 500456

Email: sales@sip-group.com

EXPORT

Tel: +44 (0)1509 500321

Fax: +44 (0)1509 500333

Email: export@sipindustrial.com



Facebook: www.facebook.com/sipindustrial

Twitter: [@sipindustrial](https://twitter.com/sipindustrial)

YouTube: www.youtube.com/siptechzone



your nearest SIP distributor is:

CAT No: 00155

Every reasonable effort is made to present current and accurate information at the time of print. However, SIP do reserve the right to change details or specifications without prior notice. Photographs are for illustration purposes only.

E & OE. Contents and images are copyright © SIP Ltd. and cannot be reproduced without express written permission.

Design, photography & illustration by SIP Design

Job No.: MB01153-07-18



**PROUD PRODUCT
SPONSOR**